


District Extension Summary

C001 - MONROE COUNTY

Tax Year 2021

Assessed (BoR Eq)	State Equalized (1,000,000)	Exemptions Amount	State Category	Net Taxable Value	After EZ & TIF	Other Information	County	District
Land: 204,602,601	204,602,601	Home Improvement: 1,220,310	Farm:	124,256,670	124,256,670	PTELL:	14,718,865	14,718,865
Farm Land: 36,508,783	36,508,783	Owner Occupied: 67,641,963	Residential:	775,185,821	775,185,821	New Property EAV:	0	0
Building: 899,114,920	899,114,920	Elderly: 16,532,937	Commercial:	115,810,790	108,238,185	Annexations EAV:	0	0
Farm Building: 7,263,080	7,263,080	Disabled Veteran: 100,000	Industrial:	11,545,420	11,545,420	Disconnection EAV:	0	0
State Assessed: 11,653,950	11,653,950	Senior Freeze: 14,794,041	Mineral:	0	0	Recovered TIF EAV	258,047	258,047
Less Assessments < 150	1,159,143,334	:	Pollution Control:	0	0	Aggregate Extension:	6,811,427	
	-18,540	:	State Railroad:	11,653,950	11,653,950	Rate Increase:	0.00000	
	1,159,124,794	:	Local Railroad:	0	0	TIF Loss EAV:	7,572,605	
Less Exemptions	-120,672,143	:	Overlapping Counties	1,038,452,651	1,030,880,046	EZ EAV Reduction:	0.00	
Net Taxable Value	1,038,452,651	Returning Veteran: 10,000				EZ Tax Reduction:	0.00	
		Disabled Person: 484,000				Industrial Tax Abatement:	0.00	
		Disabled 50% Veteran: 194,532						
		Disabled 70% Veteran: 19,588,716						
		Leaschold Owner: 0						
		Natural Disaster: 0						
		Disabled 30% Veteran: 105,644						
		120,672,143						

Fund	Levy Request	Max Rate	Auto Set To Max	Calculated Rate	Calculated Taxes	PTELL Factor	PTELL Rate	(w/overrides) Final Rate	Final Taxes	% of Total
001 Corporate	2,750,000	0.27000		0.26677	2,750,078.70	0.99934	0.26659	0.26676	2,750,008.36	36.17%
113 Nursing Home	664,420	0.00000		0.06446	664,513.19	0.99934	0.07271	0.06446	664,513.19	8.74%
005 Imrf	750,000	0.00000		0.07276	750,068.32	0.99934	0.09869	0.07271	749,561.81	9.86%
006 County Highway	1,018,000	0.12000		0.09876	1,018,097.13	0.99934	0.02569	0.09869	1,017,387.63	13.38%
008 Road District Bridge	265,000	0.05000		0.02571	265,039.26	0.99934	0.04314	0.02569	264,836.24	3.48%
018 Mental Health	445,000	0.15000		0.04317	445,030.92	0.99934	0.00650	0.04314	444,726.95	5.85%
021 Federal Aid Matching	67,000	0.05000		0.00650	67,008.00	0.99934	0.02915	0.00650	67,008.00	0.88%
022 Health Tax	300,651	0.07500		0.02917	300,707.71	0.99934	0.07271	0.02915	300,505.11	3.95%
035 Tort And Immunity	750,000	0.00000		0.07276	750,068.32	0.99934	0.04460	0.07254	747,809.29	9.84%
047 Social Security	460,000	0.00000		0.04463	460,081.76	0.99934	0.01891	0.04460	459,777.98	6.05%
053 Extension Council	195,000	0.05000		0.01892	195,042.50	0.99934	0.00117	0.01891	194,941.74	2.56%
054 General Assistance	12,000	0.10000		0.00117	12,061.44	0.99934	-0.00770	0.00117	12,061.44	0.16%
109 Prior Year Adjustments	-79,389	0.00000		-0.00770	-79,378.71	0.99934	0.00090	-0.00770	-79,378.71	-1.04%
209 Prior Year Adjustment (Sb508)	9,180	0.00000		0.00090	9,278.03	0.99934	0.73752	0.00090	9,278.03	0.12%
	7,606,862			0.73798	7,607,696.58		0.67986	0.73752	7,603,037.06	100.00%



I, Jonathan McLean, County Clerk for Monroe County Illinois, do hereby certify this report to be a true and complete copy of the 2021 extension information.

District Extension Summary

COAB - MONROE AMBULANCE

Tax Year 2021

Assessed (BoR-Eq.)	State Equalized (1000000)	Exemptions	Amount	State Category	Net Taxable Value	After EZ & TIF	Other Information	County	District
Land:	129,697,461	Home Improvement:	874,560	Farm:	111,345,784	111,345,784	PTELL:		
Farm Land:	31,499,350	Owner Occupied:	43,332,379	Residential:	451,930,379	451,930,379	New Property EAV:	7,605,525	7,605,525
Building:	542,708,670	Elderly:	10,823,745	Commercial:	63,802,060	56,807,223	Annexations EAV:	0	0
Farm Building:	6,199,400	Disabled Veteran:	100,000	Industrial:	4,678,960	4,678,960	Disconnection EAV:	0	0
State Assessed:	8,726,504	Senior Freeze:	10,053,788	Mineral:	0	0	Recovered TIF EAV:	0	0
	718,831,385	:	0	Pollution Control:	0	0	Aggregate Extension:	328,042	
Less Assessments < 150	-15,445	:	0	State Railroad:	8,726,504	8,726,504	Rate Increase:	0.00000	
	718,815,940	:	0	Local Railroad:	0	0	TIF Loss EAV:	6,994,837	
Less Exemptions	-78,332,253	:	0	Overlapping Counties	640,483,687	633,488,850	EZ EAV Reduction:	0	
Net Taxable Value	640,483,687	Returning Veteran:	10,000				EZ Tax Reduction:	0.00	
		Disabled Person:	356,000				Industrial Tax Abatement:	0.00	
		Disabled 50% Veteran	123,272						
		Disabled 70% Veteran	12,572,865						
		Leasehold Owner:	0						
		Natural Disaster:	0						
		Disabled 30% Veteran	85,644						
			78,332,253						

Fund	Levy Request	Max Rate	Auto-Set To Max	Calculated Rate	Calculated Taxes	PTELL Factor	PTELL Rate	(w/overrides) Final Rate	Final Taxes	% of Total
064 Ambulance Service	440,000	0.25000		0.06946	440,021.70			0.06946	440,021.70	100.00%
	440,000			0.06946	440,021.70			0.06946	440,021.70	100.00%

Jonathan McLean
 I, Jonathan McLean, County Clerk for Monroe County Illinois, do hereby certify this report to be a true and complete copy of the 2021 extension information.


District Extension Summary

F001 - WATERLOO FIRE DIST

Tax Year 2021

Assessed (BoR-Eq)	State Equalized	Exemptions	Amount	State Category	Net Taxable Value	After EZ & TIF	Other Information	County	District
102,208,765	102,208,765	Home Improvement:	556,500	Farm:	47,238,112	47,238,112	PTELL:		
9,439,120	9,439,120	Owner Occupied:	31,810,324	Residential:	367,323,259	367,323,259	New Property EAV:	5,867,540	5,867,540
417,985,640	417,985,640	Elderly:	8,090,786	Commercial:	54,386,570	54,386,570	Annexations EAV:	0	0
1,935,300	1,935,300	Disabled Veteran:	0	Industrial:	3,298,540	3,298,540	Disconnection EAV:	0	0
0	0	Senior Freeze:	7,703,218	Mineral:	0	0	Recovered TIF EAV:	0	0
531,568,825	531,568,825	:	0	Pollution Control:	0	0	Aggregate Extension:	0	0
-4,368	-4,368	:	0	State Railroad:	0	0	Rate Increase:	0.00000	
531,564,457	531,564,457	:	0	Local Railroad:	0	0	TIF Loss EAV:	0	
-59,317,976	-59,317,976	:	0	Overlapping Counties	472,246,481	472,246,481	EZ EAV Reduction:	0	
472,246,481	472,246,481	Returning Veteran:	10,000	St. Clair (Actual)	2,532,108	2,532,108	EZ Tax Reduction:	0.00	
		Disabled Person:	232,000				Industrial Tax Abatement:	0.00	
		Disabled 50% Veteran:	74,192						
		Disabled 70% Veteran:	10,787,600						
		Leasehold Owner:	0						
		Natural Disaster:	0						
		Disabled 30% Veteran:	53,356						
			59,317,976						

Fund	Levy Request	Max Rate	Auto-Set To Max	Calculated Rate	Calculated Taxes	PTELL Factor	PTELL Rate	(w/overrides) Final Rate	Final Taxes	% of Total
001 Corporate	1,354,645	0.30000		0.28533	1,347,460.89			0.28533	1,347,460.89	96.44%
027 Audit	5,000	0.00500		0.00106	5,005.81			0.00106	5,005.81	0.36%
035 Insurance	45,000	0.00000		0.00948	44,768.97			0.00948	44,768.97	3.20%
	1,404,645			0.29587	1,397,235.67			0.29587	1,397,235.67	100.00%


 I, Jonathan McLean, County Clerk for Monroe County Illinois, do hereby certify this report to be a true and complete copy of the 2021 extension information.

District Extension Summary

F002 - COLUMBIA FIRE DIST

Tax Year 2021

Assessed (BoR Eq.)	State Equalized (-1000000)	Exemptions Amount	State Category	Net Taxable Value	After EZ & TIF	Other Information	County	District
74,905,140	74,905,140	Home Improvement: 345,750	Farm:	12,910,886	12,910,886	PTELL:	7,113,340	7,113,340
5,009,433	5,009,433	Owner Occupied: 24,309,584	Residential:	323,255,442	323,255,442	New Property EAV:	0	0
356,406,250	356,406,250	Elderly: 5,709,192	Commercial:	52,008,730	51,430,962	Annexations EAV:	0	0
1,063,680	1,063,680	Disabled Veteran: 0	Industrial:	6,866,460	6,866,460	Disconnection EAV:	0	0
2,927,446	2,927,446	Senior Freeze: 4,740,253	Mineral:	0	0	Recovered TIF EAV	258,047	258,047
440,311,949	440,311,949	:	Pollution Control:	0	0	Aggregate Extension:	0	0
-3,095	-3,095	:	State Railroad:	2,927,446	2,927,446	Rate Increase:	0.00000	0.00000
440,308,854	440,308,854	:	Local Railroad:	0	0	TIF Loss EAV:	577,768	577,768
-42,339,890	-42,339,890	:	Returning Veteran:	397,968,964	397,991,196	EZ EAV Reduction:	0	0
397,968,964	397,968,964	128,000	Overlapping Counties	40,578,801	40,578,801	EZ Tax Reduction:	0.00	0.00
		71,260	St. Clair (Actual)	437,969,997	437,969,997	Industrial Tax Abatement:	0.00	0.00
		7,015,851						
		0						
		0						
		20,000						
		42,339,890						

Fund	Levy Request	Max Rate	Auto Set To Max	Calculated Rate	Calculated Taxes	PTELL Factor	PTELL Rate	(w/overrides) Final Rate	Final Taxes	% of Total
001 Corporate	917,000	0.25000		0.20938	832,057.69			0.20938	832,057.69	79.43%
035 Tort And Immunity	48,000	0.00000		0.01096	43,554.07			0.01096	43,554.07	4.16%
064 Ambulance Service	221,300	0.30000		0.05053	200,801.77			0.05053	200,801.77	19.17%
109 Prior Year Adjustments	-28,902	0.00000		-0.00727	-28,890.34			-0.00727	-28,890.34	-2.76%
	1,157,398			0.26360	1,047,523.19			0.26360	1,047,523.19	100.00%

Jonathan McLean
 I, Jonathan McLean, County Clerk for Monroe County Illinois, do hereby certify this report to be true and complete copy of the 2021 extension information.

District Extension Summary

F005 - VALMEYER FIRE DIST

Tax Year 2021

Assessed (BoR Eq.)	State Equalized (L-000000)	Exemptions Amount	State Category	Net Taxable Value	After EZ & TIF	Other Information	County	District
Land: 6,801,891	6,801,891	Home Improvement: 28,060	Farm:	12,155,133	12,155,133	PTELL:	303,145	303,145
Farm Land: 6,698,221	6,698,221	Owner Occupied: 3,234,000	Residential:	24,861,977	24,861,977	New Property EAV:	0	0
Building: 36,248,170	36,248,170	Elderly: 704,192	Commercial:	8,094,380	1,099,543	Annexations EAV:	0	0
Farm Building: 897,250	897,250	Disabled Veteran: 0	Industrial:	954,370	954,370	Disconnection EAV:	0	0
State Assessed: 4,387,482	4,387,482	Senior Freeze: 338,990	Mineral:	0	0	Recovered TIF EAV:	0	0
Less Assessments < 150	55,033,014	:	Pollution Control:	0	0	Aggregate Extension:	202,616	
	-5,822	:	State Railroad:	4,387,482	4,387,482	Rate Increase:	0.00000	
	55,027,192	:	Local Railroad:	0	0	TIF Loss EAV:	6,994,837	
Less Exemptions	-4,573,850	:	Overlapping Counties	50,453,342	43,458,505	EZ EAV Reduction:	0	
Net Taxable Value	50,453,342					EZ Tax Reduction:	0.00	
						Industrial Tax Abatement:	0.00	

Fund	Levy Request	Max Rate	Auto Set To Max	Calculated Rate	Calculated Taxes	PTELL Factor	PTELL Rate	(w/overrides) Final Rate	Final Taxes	% of Total
001 Corporate	196,745	0.45554		0.45272	196,745.34	0.97250	0.44027	0.44027	191,334.77	92.32%
035 Tort And Immunity	16,000	0.00000		0.03682	16,001.42	0.97250	0.03581	0.03581	15,562.49	7.51%
209 Prior Year Adjustment (Sb508)	355	0.00000		0.00082	356.36			0.00082	356.36	0.17%
	213,100			0.49036	213,103.13		0.47608	0.47690	207,253.62	100.00%

Jonathan McLean
 I, Jonathan McLean, County Clerk for Monroe County Illinois, do hereby certify this report to be a true and complete copy of the 2021 extension information.

District Extension Summary

F006 - MAEYSTOWN FIRE DIST

Tax Year 2021

Assessed (BoR-Eq.)	State Equalized (-1,000,000)	Exemptions Amount	State Category	Net Taxable Value	After EZ & TIF	Other Information	County	District
Land: 5,473,425	5,473,425	Home Improvement: 71,800	Farm:	16,539,858	16,539,858	PTELL:		
Farm Land: 5,233,806	5,233,806	Owner Occupied: 2,222,515	Residential:	13,728,105	13,728,105	New Property EAV:	495,790	495,790
Building: 23,014,750	23,014,750	Elderly: 530,000	Commercial:	72,330	72,330	Annexations EAV:	0	0
Farm Building: 808,540	808,540	Disabled Veteran: 100,000	Industrial:	303,240	303,240	Disconnection EAV:	0	0
State Assessed: 2,949,568	2,949,568	Senior Freeze: 371,160	Mineral:	0	0	Recovered TIF EAV:	0	0
Less Assessments < 150	37,480,089	:	Pollution Control:	0	0	Aggregate Extension:	119,138	
	-1,173	:	State Railroad:	2,949,568	2,949,568	Rate Increase:	0.00000	
	37,478,916	:	Local Railroad:	0	0	TIF Loss EAV:	0	
Less Exemptions	-3,885,815	:	Overlapping Counties	33,593,101	33,593,101	EZ EAV Reduction:	0	
Net Taxable Value	33,593,101					EZ Tax Reduction:	0.00	
						Industrial Tax Abatement:	0.00	

Fund	Levy Request	Max Rate	Auto Set To Max	Calculated Rate	Calculated Taxes	PTELL Factor	PTELL Rate	(w/overrides) Final Rate	Final Taxes	% of Total
001 Corporate	112,594	0.40000		0.33518	112,597.36	0.98013	0.32852	0.32852	110,359.93	89.95%
003 Fire Protection Improv. Bonds	0	0.00000		0.00000	0.00			0.00000	0.00	0.00%
035 Tort And Immunity	12,500	0.00000		0.03722	12,503.35	0.98013	0.03648	0.03648	12,254.75	9.99%
209 Prior Year Adjustment (Sb508)	79	0.00000		0.00024	80.62			0.00024	80.62	0.07%
	125,173			0.37264	125,181.35		0.36500	0.36524	122,695.30	100.00%

3,885,815

Jonathan McLean
 I, Jonathan McLean, County Clerk for Monroe County Illinois, do hereby certify this report to be a true and complete copy of the 2021 extension information.

District Extension Summary

J522 - S.W. ILLINOIS COLLEGE #522

Tax Year 2021

Assessed (BoR-Eq.)	State Equalized (-1,000,000)	Exemptions Amount	State Category	Net Taxable Value	After EZ & TIF	Other Information	County	District
Land: 204,602,601	204,602,601	Home Improvement: 1,220,310	Farm:	124,256,670	124,256,670	PTELL:		
Farm Land: 36,508,783	36,508,783	Owner Occupied: 67,641,963	Residential:	775,185,821	775,185,821	New Property EAV:	14,718,865	78,857,902
Building: 899,114,920	899,114,920	Elderly: 16,532,937	Commercial:	115,810,790	108,238,185	Annexations EAV:	0	0
Farm Building: 7,263,080	7,263,080	Disabled Veteran: 100,000	Industrial:	11,545,420	11,545,420	Disconnection EAV:	0	2,635
State Assessed: 11,653,950	11,653,950	Senior Freeze: 14,794,041	Mineral:	0	0	Recovered TIF EAV	258,047	27,847,161
Less Assessments < 150	1,159,143,334	:	Pollution Control:	0	0	Aggregate Extension:	0	
	-18,540	:	State Railroad:	11,653,950	11,653,950	Rate Increase:	0.00000	
	1,159,124,794	:	Local Railroad:	0	0	TIF Loss EAV:	7,572,605	
Less Exemptions	-120,672,143	:	Overlapping Counties	1,038,452,651	1,030,880,046	EZ EAV Reduction:	0	
Net Taxable Value	1,038,452,651	Returning Veteran: 10,000	Bond (Actual)	16,807,297	16,807,297	EZ Tax Reduction:	0.00	
		Disabled Person: 484,000	St. Clair (Actual)	3,936,297,507	3,936,297,507	Industrial Tax Abatement:	0.00	
		Disabled 50% Veteran: 194,532	Montgomery (Actual)	227,768	227,768			
		Disabled 70% Veteran: 19,588,716	Madison (Actual)	2,374,986,077	2,374,986,077			
		Leasehold Owner: 0	Perry (Estimate)	2,376,832	2,376,832			
		Natural Disaster: 0	Randolph (Estimate)	490,945,438	490,945,438			
		Disabled 30% Veteran: 105,644	Washington (Actual)	85,078,876	85,078,876			
		120,672,143						

Fund	Levy Request	Max Rate	Auto Set To Max	Calculated Rate	Calculated Taxes	PTELL Factor	PTELL Rate	Final Rate (w/overrides)	Final Taxes	% of Total
002 Education	10,385,597	0.13200		0.13085	1,348,906.79			0.13085	1,348,906.79	30.03%
003 Bonds And Interest	4,518,765	0.00000		0.05693	586,880.12			0.05693	586,880.12	13.06%
004 Building And Maintenance	2,203,005	0.02800		0.02776	286,172.36			0.02776	286,172.36	6.37%
027 Audit	60,000	0.00500		0.00076	7,834.69			0.00076	7,834.69	0.17%
032 Fire And Safety	3,250,000	0.05000		0.04095	422,145.46			0.04095	422,145.46	9.40%
035 Tort And Immunity	3,655,000	0.00000		0.04605	474,720.35			0.04605	474,720.35	10.57%
047 Social Security	595,000	0.00000		0.00750	77,316.02			0.00750	77,316.02	1.72%
149 Equalization Factor	10,283,314	0.13970		0.12956	1,335,608.44			0.12956	1,335,608.44	29.73%
109 Prior Year Adjustments	-47,517	0.00000		-0.00460	-47,420.49			-0.00460	-47,420.49	-1.06%
	34,903,164			0.43576	4,492,163.74			0.43576	4,492,163.74	100.00%

Jonathan McLean
 I, Jonathan McLean, County Clerk for Monroe County Illinois, do hereby certify this report to be a true and complete copy of the 2021 extension information.


District Extension Summary

L007 - VALMEYER LIBRARY

Tax Year 2021

Assessed (BoR-Eq.)	State Equalized (-1,000,000)	Exemptions Amount	State Category	Net Taxable Value	After EZ & TIF	Other Information	County	District
Land: 10,502,931	10,502,931	Home Improvement: 83,760	Farm:	26,413,154	26,413,154	PTELL:	567,055	567,055
Farm Land: 13,615,072	13,615,072	Owner Occupied: 4,728,000	Residential:	34,524,187	34,524,187	New Property EAV:	0	0
Building: 51,742,090	51,742,090	Elderly: 1,044,192	Commercial:	8,189,480	1,194,643	Annexations EAV:	0	0
Farm Building: 1,750,430	1,750,430	Disabled Veteran: 0	Industrial:	1,312,850	1,312,850	Disconnection EAV:	0	0
State Assessed: 9,302,200	9,302,200	Senior Freeze: 590,430	Mineral:	0	0	Recovered TIF EAV:	0	0
	86,912,723	:	Pollution Control:	0	0	Aggregate Extension:	68,848	68,848
Less Assessments < 150	-7,372	:	State Railroad:	9,302,200	9,302,200	Rate Increase:	0.00000	0.00000
	86,905,351	:	Local Railroad:	0	0	TIF Loss EAV:	6,994,837	6,994,837
		:	Returning Veteran:	0	0	EZ EAV Reduction:	0	0
Less Exemptions	-7,163,480	52,000	Overlapping Counties	79,741,871	72,747,034	EZ Tax Reduction:	0.00	0.00
Net Taxable Value	79,741,871	35,000				Industrial Tax Abatement:	0.00	0.00
		625,310						
		0						
		0						
		4,788						
		7,163,480						

Fund	Levy Request	Max Rate	Auto Set To Max	Calculated Rate	Calculated Taxes	PTELL Factor	PTELL Rate	(w/overrides) Final Rate	Final Taxes	% of Total
001 Corporate	68,848	0.13000		0.09465	68,854.89			0.09465	68,854.89	99.87%
209 Prior Year Adjustment (Sb508)	85	0.00000		0.00012	87.30			0.00012	87.30	0.13%
	68,933			0.09477	68,942.19			0.09477	68,942.19	100.00%


 I, Jonathan McLean, County Clerk for Monroe County Illinois, do hereby certify this report to be a true and complete copy of the 2021 extension information.


District Extension Summary

L008 - NEW ATHENS LIBRARY

Tax Year 2021

Assessed (BoR:Eq.)	State Equalized (1.000000)	Exemptions Amount	State Category	Net Taxable Value	After EZ & TIF	Other Information	County	District
Land: 691,810	691,810	Home Improvement: 4,180	Farm:	1,358,636	1,358,636	PTELL:		
Farm Land: 470,689	470,689	Owner Occupied: 342,000	Residential:	2,594,580	2,594,580	New Property EAV:	8,660	8,660
Building: 3,192,310	3,192,310	Elderly: 90,000	Commercial:	0	0	Annexations EAV:	0	0
Farm Building: 173,550	173,550	Disabled Veteran: 0	Industrial:	0	0	Disconnection EAV:	0	0
State Assessed: 0	0	Senior Freeze: 104,160	Mineral:	0	0	Recovered TIF EAV:	0	0
Less Assessments < 150	4,528,359	:	Pollution Control:	0	0	Aggregate Extension:	0	0
	-83	:	State Railroad:	0	0	Rate Increase:	0.00000	
	4,528,276	:	Local Railroad:	0	0	TIF Loss EAV:	0	
Less Exemptions	-575,060	:	Overlapping Counties	3,953,216	3,953,216	EZ EAV Reduction:	0	
Net Taxable Value	3,953,216	Returning Veteran: 0	St. Clair (Actual)	70,049,060	70,049,060	EZ Tax Reduction:	0.00	
		Disabled Person: 4,000				Industrial Tax Abatement:	0.00	
		Disabled 50% Veteran: 0						
		Disabled 70% Veteran: 28,220						
		Leasehold Owner: 0						
		Natural Disaster: 0						
		Disabled 30% Veteran: 2,500						
		575,060						

Fund	Levy Request	Max Rate	Auto Set To Max	Calculated Rate	Calculated Taxes	PTELL Factor	PTELL Rate	(w/overrides) Final Rate	Final Taxes	% of Total
001 Corporate	110,000	0.15000		0.14865	5,876.45			0.14865	5,876.45	69.00%
004 Equipment And Building	15,000	0.02000		0.02000	790.64			0.02000	790.64	9.28%
027 Audit	3,600	0.00500		0.00487	192.52			0.00487	192.52	2.26%
047 Social Security	13,000	0.00000		0.01757	694.58			0.01757	694.58	8.16%
062 Workmens Compensation	18,000	0.00000		0.02433	961.82			0.02433	961.82	11.29%
	159,600			0.21542	8,516.01			0.21542	8,516.01	100.00%



I, Jonathan McLean, County Clerk for Monroe County Illinois, do hereby certify this report to be a true and complete copy of the 2021 extension information.

District Extension Summary

M001 - PRAIRIE DU PONT

Tax Year 2021

Assessed (BoR-Eq.)	State Equalized (-1,000,000)	Exemptions Amount	State Category	Net Taxable Value	After EZ & TIF	Other Information	County	District
Land: 675,030	675,030	Home Improvement: 0	Farm:	704,744	704,744	PTELL:		
Farm Land: 410,274	410,274	Owner Occupied: 84,000	Residential:	940,490	940,490	New Property EAV:	1,000	1,000
Building: 2,341,140	2,341,140	Elderly: 40,000	Commercial:	1,755,500	1,755,500	Annexations EAV:	0	0
Farm Building: 115,680	115,680	Disabled Veteran: 0	Industrial:	0	0	Disconnected EAV:	0	0
State Assessed: 438,748	438,748	Senior Freeze: 15,090	Mineral:	0	0	Recovered TIF EAV:	0	0
Less Assessments < 150	3,980,872	:	Pollution Control: 0	0	0	Aggregate Extension:	0	0
	-300	:	State Railroad: 438,748	438,748	438,748	Rate Increase:	0.00000	
	3,980,572	:	Local Railroad: 0	0	0	TIF Loss EAV:	0	
	-141,090	:	Overlapping Counties	3,839,482	3,839,482	EZ EAV Reduction:	0	
Less Exemptions		Returning Veteran: 0	St. Clair (Actual)	60,385,317	60,385,317	EZ Tax Reduction:	0.00	
Net Taxable Value	3,839,482	Disabled Person: 2,000				Industrial Tax Abatement:	0.00	
		Disabled 50% Veteran: 0						
		Disabled 70% Veteran: 0						
		Leasehold Owner: 0						
		Natural Disaster: 0						
		Disabled 30% Veteran: 0						
		141,090						

Fund	Levy Request	Max Rate	Auto Set To Max	Calculated Rate	Calculated Taxes	PTEEL Factor	PTEEL Rate	(w/overrides) Final Rate	Final Taxes	% of Total
001 Corporate	203,000	0.33000	0	0.31608	12,135.85			0.31608	12,135.85	59.42%
003 Bonds And Interest	93,623	0.00000	0	0.14578	5,597.20			0.14578	5,597.20	27.41%
005 Imrf	0	0.00000	0	0.00000	0.00			0.00000	0.00	0.00%
035 Tort And Immunity	35,000	0.00000	0	0.05450	2,092.52			0.05450	2,092.52	10.25%
047 Social Security	10,000	0.00000	0	0.01558	598.19			0.01558	598.19	2.93%
	341,623			0.53194	20,423.76			0.53194	20,423.76	100.00%

Jonathan McLean
 I, Jonathan McLean, County Clerk for Monroe County Illinois, do hereby certify this report to be a true and complete copy of the 2021 extension information.

District Extension Summary

M003 - WATERLOO PARK

Tax Year 2021

Assessed (BoR, Eq.)	State Equalized (-1,000,000)	Exemptions Amount	State Category	Net Taxable Value	After EZ & TIF	Other Information	County	District
Land:	59,309,810	59,309,810	Farm:	1,098,244	1,098,244	PTELL:		
Farm Land:	433,286	19,947,289	Residential:	235,640,851	235,640,851	New Property EAV:	4,007,870	4,007,870
Building:	261,416,360	5,142,548	Commercial:	48,982,140	48,982,140	Annexations EAV:	0	0
Farm Building:	67,140	0	Industrial:	445,220	445,220	Disconnection EAV:	0	0
State Assessed:	0	4,169,330	Mineral:	0	0	Recovered TIF EAV:	0	0
	321,226,596	0	Pollution Control:	0	0	Aggregate Extension:	312,620	312,620
Less Assessments < 150	-1,332	0	State Railroad:	0	0	Rate Increase:	0.00000	0.00000
	321,225,264	0	Local Railroad:	0	0	TIF Loss EAV:	0	0
Less Exemptions	-35,058,809	0	Overlapping Counties	286,166,455	286,166,455	EZ EAV Reduction:	0	0
Net Taxable Value	286,166,455	10,000	Returning Veteran:			EZ Tax Reduction:	0.00	0.00
		142,000	Disabled Person:			Industrial Tax Abatement:	0.00	0.00
		64,192	Disabled 50% Veteran:					
		5,401,342	Disabled 70% Veteran:					
		0	Leasehold Owner:					
		0	Natural Disaster:					
		26,678	Disabled 30% Veteran:					
		35,058,809						

Fund	Levy Request	Max Rate	Auto-Set To Max	Calculated Rate	Calculated Taxes	PTELL Factor	PTELL Rate	(w/overrides) Final Rate	Final Taxes	% of Total
001 Corporate	293,250	0.10000		0.10000	286,166.58			0.10000	286,166.58	81.30%
003 Bonds 133	30,435	0.00000		0.01064	30,448.12			0.01064	30,448.12	8.65%
035 Tort And Immunity	35,000	0.00000		0.01224	35,026.79			0.01224	35,026.79	9.95%
209 Prior Year Adjustment (Sb508)	336	0.00000		0.00012	343.40			0.00012	343.40	0.10%
	359,021			0.12300	351,984.89			0.12300	351,984.89	100.00%

Jonathan McLean
 I, Jonathan McLean, County Clerk for Monroe County Illinois, do hereby certify this report to be a true and complete copy of the 2021 extension information.


District Extension Summary

M004 - WATERLOO CEMETERY

Tax Year 2021

Assessed (BoR, Eq)	State Equalized (1,000,000)	Exemptions Amount	State Category	Net Taxable Value	After EZ & TIF	Other Information	County	District
Land: 59,309,810	59,309,810	Home Improvement: 155,430	Farm:	1,098,244	1,098,244	PTELL:		
Farm Land: 433,286	433,286	Owner Occupied: 19,947,289	Residential:	235,640,851	235,640,851	New Property EAV:	4,007,870	4,007,870
Building: 261,416,360	261,416,360	Elderly: 5,142,548	Commercial:	48,982,140	48,982,140	Annexations EAV:	0	0
Farm Building: 67,140	67,140	Disabled Veteran: 0	Industrial:	445,220	445,220	Disconnection EAV:	0	0
State Assessed: 0	0	Senior Freeze: 4,169,330	Mineral:	0	0	Recovered TIF EAV:	0	0
Less Assessments < 150	-1,332	:	Pollution Control:	0	0	Aggregate Extension:	11,887	
	321,225,264	:	State Railroad:	0	0	Rate Increase:	0.00000	
	321,225,264	:	Local Railroad:	0	0	TIF Loss EAV:	0	
Less Exemptions	-35,058,809	:	Returning Veteran:	10,000		EZ EAV Reduction:	0	
Net Taxable Value	286,166,455		Disabled Person:	142,000		EZ Tax Reduction:	0.00	
			Disabled 50% Veteran:	64,192		Industrial Tax Abatement:	0.00	
			Disabled 70% Veteran:	5,401,342				
			Leasehold Owner:	0				
			Natural Disaster:	0				
			Disabled 30% Veteran:	26,678				
				35,058,809				

Fund	Levy Request	Max Rate	Auto Set To Max	Calculated Rate	Calculated Taxes	PTELL Factor	PTELL Rate	(w/overrides) Final Rate	Final Taxes	% of Total
001 Corporate	12,300	0.06000		0.00430	12,305.16	0.99302	0.00427	0.00427	12,219.42	99.77%
209 Prior Year Adjustment (Sb508)	12	0.00000		0.00001	28.62			0.00001	28.62	0.23%
	12,312			0.00431	12,333.78		0.00427	0.00428	12,248.04	100.00%



I, Jonathan McLean, County Clerk for Monroe County Illinois, do hereby certify this report to be a true and complete copy of the 2021 extension information.

District Extension Summary

M005 - COLUMBIA LEVEE

Tax Year 2021

Assessed (BoR-Eq.)	State Equalized (-1,000,000)	Exemptions Amount	State Category	Net Taxable Value	After EZ & TIF	Other Information	County	District	
Land:	197,815	Home Improvement: 0	Farm:	4,090,149	4,090,149	PTELL:			
Farm Land:	2,991,187	Owner Occupied: 150,000	Residential:	976,190	976,190	New Property EAV:	5,270	5,270	
Building:	1,753,820	Elderly: 45,000	Commercial:	42,630	42,630	Annexations EAV:	0	0	
Farm Building:	420,480	Disabled Veteran: 0	Industrial:	0	0	Disconnection EAV:	0	0	
State Assessed:	2,230,611	Senior Freeze: 4,510	Mineral:	0	0	Recovered TIF EAV:	0	0	
Less Assessments < 150	-373	:	Pollution Control:	0	0	Aggregate Extension:	0	0	
Less Exemptions	7,593,913	:	State Railroad:	2,230,611	2,230,611	Rate Increase:	0.00000		
	-373	:	Local Railroad:	0	0	TIF Loss EAV:	0		
	7,593,540	:	Overlapping Counties	7,339,580	7,339,580	EZ EAV Reduction:	0		
	-253,960	:	Returning Veteran:			EZ Tax Reduction:	0.00		
	7,339,580	:	Disabled Person:			Industrial Tax Abatement:	0.00		
Net Taxable Value	7,339,580	253,960	Disabled 50% Veteran						
			Disabled 70% Veteran						
			Leasehold Owner:						
			Natural Disaster:						
			Disabled 30% Veteran						
Fund	Levy Request	Max Rate	Auto Set To Max	Calculated Rate	Calculated Taxes	PTELL Factor	PTELL Rate	(w/overrides) Final Taxes	% of Total
023 Special Service Area	100,000	0.00000		1.36248	100,000.23			1.36248	100.00%
	100,000			1.36248	100,000.23			1.36248	100.00%


Jonathan McLean
 I, Jonathan McLean, County Clerk for Monroe County Illinois, do hereby certify this report to be a true and complete copy of the 2021 extension information.

District Extension Summary

M006 - HARRISONVILLE LEVEE

Tax Year 2021

Assessed (BoR Eq.)	State Equalized (1.000000)	Exemptions	Amount	State Category	Net Taxable Value	After EZ & TIF	Other Information	County	District	
Land:	463,470	Home Improvement:	7,060	Farm:	8,446,353	8,446,353	PTELL:			
Farm Land:	6,296,678	Owner Occupied:	582,000	Residential:	2,244,062	2,244,062	New Property EAV:	23,240	23,240	
Building:	4,035,090	Elderly:	120,000	Commercial:	70,600	70,600	Annexations EAV:	0	0	
Farm Building:	776,150	Disabled Veteran:	0	Industrial:	6,930	6,930	Disconnection EAV:	0	0	
State Assessed:	5,345,562	Senior Freeze:	38,850	Mineral:	0	0	Recovered TIF EAV:	0	0	
Less Assessments < 150	-1,195	:	0	Pollution Control:	0	0	Aggregate Extension:	0	0	
	16,915,755	:	0	State Railroad:	5,345,562	5,345,562	Rate Increase:	0.00000		
	16,915,755	:	0	Local Railroad:	0	0	TIF Loss EAV:	0		
Less Exemptions	-802,248	:	0	Overlapping Counties	16,113,507	16,113,507	EZ EAV Reduction:	0		
Net Taxable Value	16,113,507						EZ Tax Reduction:	0.00		
							Industrial Tax Abatement:	0.00		
Fund		Levy Request		Calculated Rate	Calculated Taxes	PTELL Factor	PTELL Rate	(w/overrides) Final Rate	Final Taxes	% of Total
023 Special Service Area	130,050	130,050	1.50000	0.80709	130,050.44			0.80709	130,050.44	100.00%
		130,050		0.80709	130,050.44			0.80709	130,050.44	100.00%


 I, Jonathan McLean, County Clerk for Monroe County Illinois, do hereby certify this report to be a true and complete copy of the 2021 extension information.


District Extension Summary

M008 - FISH LAKE LEVEE & DRAINAGE

Tax Year 2021

Assessed (BoR, Eq.)	State Equalized (1.000000)	Exemptions Amount	State Category	Net Taxable Value	After EZ & TIF	Other Information	County	District
777,140	777,140	Home Improvement: 4,560	Farm:	932,060	932,060	PTELL:	78,250	78,250
645,075	645,075	Owner Occupied: 42,000	Residential:	103,930	103,930	New Property EAV:	0	0
5,706,360	5,706,360	Elderly: 20,000	Commercial:	2,385,640	2,385,640	Annexations EAV:	0	0
59,590	59,590	Disabled Veteran: 0	Industrial:	3,699,630	3,699,630	Disconnection EAV:	0	0
671,171	671,171	Senior Freeze: 0	Mineral:	0	0	Recovered TIF EAV:	0	0
7,859,336	7,859,336	:	Pollution Control: 0	0	0	Aggregate Extension:	0	0
-345	-345	:	State Railroad: 671,171	671,171	671,171	Rate Increase:	0.00000	
7,858,991	7,858,991	:	Local Railroad: 0	0	0	TIF Loss EAV:	0	
-66,560	-66,560	:	Overlapping Counties	7,792,431	7,792,431	EZ EAV Reduction:	0	
7,792,431	7,792,431	Returning Veteran: 0				EZ Tax Reduction:	0.00	
		Disabled Person: 0				Industrial Tax Abatement:	0.00	
		Disabled 50% Veteran: 0						
		Disabled 70% Veteran: 0						
		Leasehold Owner: 0						
		Natural Disaster: 0						
		Disabled 30% Veteran: 0						
		66,560						
Net Taxable Value 7,792,431								

Fund	Levy Request	Max Rate	Auto Set To Max	Calculated Rate	Calculated Taxes	PTELL Factor	PTELL Rate	(w/overrides) Final Rate	Final Taxes	% of Total
023 Special Service Area	55,000	0.00000		0.70582	55,000.55			0.70582	55,000.55	100.00%
	55,000			0.70582	55,000.55			0.70582	55,000.55	100.00%



I, Jonathan McLean, County Clerk for Monroe County Illinois, do hereby certify this report to be a true and complete copy of the 2021 extension information.


District Extension Summary

M009 - FORT CHARTRES & IVY LANDING

Tax Year 2021

Assessed (BoR Eq.)	State Equalized (1,000,000)	Exemptions Amount	State Category	Net Taxable Value	After EZ & TIF	Other Information	County	District
Land: 48,130	48,130	Home Improvement: 0	Farm:	2,577,018	2,577,018	PTELL:		
Farm Land: 2,204,747	2,204,747	Owner Occupied: 96,000	Residential:	240,160	240,160	New Property EAV:	8,800	8,800
Building: 527,190	527,190	Elderly: 25,000	Commercial:	0	0	Annexations EAV:	0	0
Farm Building: 184,570	184,570	Disabled Veteran: 0	Industrial:	16,720	16,720	Disconnection EAV:	0	0
State Assessed: 2,971,869	2,971,869	Senior Freeze: 2,390	Mineral:	0	0	Recovered TIF EAV:	0	0
Less Assessments < 150	5,936,506	:	Pollution Control:	0	0	Aggregate Extension:	16,740	
	-349	:	State Railroad:	2,971,869	2,971,869	Rate Increase:	0.00000	
	5,936,157	:	Local Railroad:	0	0	TIF Loss EAV:	0	
		:	Overlapping Counties	5,805,767	5,805,767	EZ EAV Reduction:	0	
Less Exemptions	-130,390	Returning Veteran: 0				EZ Tax Reduction:	0.00	
Net Taxable Value	5,805,767	Disabled Person: 2,000				Industrial Tax Abatement:	0.00	
		Disabled 50% Veteran: 5,000						
		Disabled 70% Veteran: 0						
		Leasehold Owner: 0						
		Natural Disaster: 0						
		Disabled 30% Veteran: 0						

Fund	Levy Request	Max Rate	Auto-Set To Max	Calculated Rate	Calculated Taxes	PTELL Factor	PTELL Rate	(w/overrides) Final Rate	Final Taxes	% of Total
023 Special Service Area	25,050	0.00000		0.43147	25,050.09			0.43147	25,050.09	100.00%
	25,050			0.43147	25,050.09			0.43147	25,050.09	100.00%



I, Jonathan McLean, County Clerk for Monroe County Illinois, do hereby certify this report to be a true and complete copy of the 2021 extension information.

Assessed (BoR-Eq.)	State Equalized (1.000000)	Exemptions Amount	State Category	Net Taxable Value	After EZ & TIF	Other Information	County	District
Land: 5,294,440	5,294,440	Home Improvement: 60,050	Farm:	15,015,448	15,015,448	PTELL:	203,550	203,550
Farm Land: 3,971,615	3,971,615	Owner Occupied: 1,900,537	Residential:	17,521,953	17,521,953	New Property EAV:	0	0
Building: 25,892,760	25,892,760	Elderly: 505,000	Commercial:	69,420	69,420	Annexations EAV:	0	0
Farm Building: 1,091,370	1,091,370	Disabled Veteran: 0	Industrial:	55,610	55,610	Disconnection EAV:	0	0
State Assessed: 0	0	Senior Freeze: 622,480	Mineral:	0	0	Recovered TIF EAV:	0	0
Less Assessments < 150	36,250,185	:	Pollution Control:	0	0	Aggregate Extension:	142,726	
	-667	:	State Railroad:	0	0	Rate Increase:	0.00000	
	36,249,518	:	Local Railroad:	0	0	TIF Loss EAV:	0	
Less Exemptions	-3,587,087	:	Overlapping Counties	32,662,431	32,662,431	EZ EAV Reduction:	0	
Net Taxable Value	32,662,431					EZ Tax Reduction:	0.00	
						Industrial Tax Abatement:	0.00	

Fund	Levy Request	Max Rate	Auto Set To Max	Calculated Rate	Calculated Taxes	PTELL Factor	PTELL Rate	(w/overrides) Final Rate	Final Taxes	% of Total
001 Corporate	82,114	0.33000		0.25141	82,116.62	0.97171	0.24430	0.24430	79,794.35	54.70%
008 Joint Bridge	7,404	0.05000		0.02267	7,404.57	0.97171	0.02203	0.02203	7,195.54	4.93%
010 Equipment And Building	11,124	0.03500		0.03406	11,124.82	0.97171	0.03310	0.03310	10,811.27	7.41%
027 Audit	1,250	0.00500		0.00383	1,250.97	0.97171	0.00372	0.00372	1,215.04	0.83%
035 Tort And Immunity	2,751	0.00000		0.00843	2,753.44	0.97171	0.00819	0.00819	2,675.05	1.83%
047 Social Security	3,664	0.00000		0.01122	3,664.72	0.97171	0.01090	0.01090	3,560.21	2.44%
050 Special Road	41,555	0.16700		0.12723	41,556.41	0.97171	0.12363	0.12363	40,380.58	27.68%
209 Prior Year Adjustment (Sb508)	240	0.00000		0.00074	241.70	0.97171	0.00074	0.00074	241.70	0.17%
	150,102			0.45959	150,113.26		0.44587	0.44661	145,873.74	100.00%

Jonathan McLean

I, Jonathan McLean, County Clerk for Monroe County Illinois, do hereby certify this report to be a true and complete copy of the 2021 extension information.


District Extension Summary

RD02 - ROAD DIST TWP 2-9

Tax Year 2021

Assessed (BoR-Eq.)	State Equalized (1.00000)	Exemptions Amount	State Category	Net Taxable Value	After EZ & TIF	Other Information	County	District
10,133,250	10,133,250	Home Improvement: 93,200	Farm:	11,505,983	11,505,983	PTELL:		
2,117,739	2,117,739	Owner Occupied: 2,711,030	Residential:	31,788,469	31,788,469	New Property EAV:	144,900	144,900
36,271,100	36,271,100	Elderly: 640,000	Commercial:	70,370	70,370	Annexations EAV:	0	0
409,360	409,360	Disabled Veteran: 0	Industrial:	127,000	127,000	Disconnection EAV:	0	0
0	0	Senior Freeze: 972,308	Mineral:	0	0	Recovered TIF EAV:	0	0
48,931,449	48,931,449	:	Pollution Control:	0	0	Aggregate Extension:	232,548	
-726	-726	:	State Railroad:	0	0	Rate Increase:	0.00000	
48,930,723	48,930,723	:	Local Railroad:	0	0	TIF Loss EAV:	0	
-5,438,901	-5,438,901	:	Overlapping Counties	43,491,822	43,491,822	EZ EAV Reduction:	0	
Less Exemptions		Returning Veteran: 0				EZ Tax Reduction:	0.00	
Net Taxable Value	43,491,822	Disabled Person: 24,000				Industrial Tax Abatement:	0.00	
		Disabled 50% Veteran: 5,000						
		Disabled 70% Veteran: 990,863						
		Leasehold Owner: 0						
		Natural Disaster: 0						
		Disabled 30% Veteran: 2,500						
		5,438,901						

Fund	Levy Request	Max Rate	Auto Set To Max	Calculated Rate	Calculated Taxes	PTELL Factor	PTELL Rate	(w/overrides) Final Rate	Final Taxes	% of Total
001 Corporate	137,604	0.33000		0.31640	137,608.12	0.96887	0.30655	0.30655	133,324.13	56.33%
008 Joint Bridge	10,296	0.05000		0.02368	10,298.86	0.96887	0.02294	0.02294	9,977.02	4.22%
010 Equipment And Building	14,596	0.03500		0.03357	14,600.20	0.96887	0.03252	0.03252	14,143.54	5.98%
027 Audit	1,194	0.00500		0.00275	1,196.03	0.96887	0.00266	0.00266	1,156.88	0.49%
035 Tort And Immunity	6,728	0.00000		0.01547	6,728.18	0.96887	0.01499	0.01499	6,519.42	2.75%
047 Social Security	4,121	0.00000		0.00948	4,123.02	0.96887	0.00918	0.00918	3,992.55	1.69%
050 Special Road	69,636	0.16700		0.16012	69,639.11	0.96887	0.15514	0.15514	67,473.19	28.51%
209 Prior Year Adjustment (Sb508)	92	0.00000		0.00022	95.68	0.96887	0.00022	0.00022	95.68	0.04%
	244,267			0.56169	244,289.21		0.54398	0.54420	236,682.41	100.00%



I, Jonathan McLean, County Clerk for Monroe County Illinois, do hereby certify this report to be a true and complete copy of the 2021 extension information.

District Extension Summary

RD03 - ROAD DIST TWP 3-9

Tax Year 2021

Assessed (BoR Eq.)	State Equalized (-1,000,000)	Exemptions Amount	State Category	Net Taxable Value	After EZ & TIF	Other Information	County	District
Land: 10,931,000	10,931,000	Home Improvement: 151,550	Farm: 15,150,437	15,150,437	15,150,437	PTELL:		
Farm Land: 3,078,165	3,078,165	Owner Occupied: 3,804,000	Residential: 36,293,240	36,293,240	36,293,240	New Property EAV:	1,100,870	1,100,870
Building: 46,764,360	46,764,360	Elderly: 882,375	Commercial: 1,670,510	1,670,510	1,670,510	Annexations EAV:	0	0
Farm Building: 576,340	576,340	Disabled Veteran: 0	Industrial: 1,076,520	1,076,520	1,076,520	Disconnection EAV:	0	0
State Assessed: 0	0	Senior Freeze: 946,740	Mineral: 0	0	0	Recovered TIF EAV:	0	0
Less Assessments < 150	61,349,865	:	Pollution Control: 0	0	0	Aggregate Extension:	213,567	213,567
	-783	:	State Railroad: 0	0	0	Rate Increase:	0.00000	0.00000
	61,349,082	:	Local Railroad: 0	0	0	TIF Loss EAV:	0	0
Less Exemptions	-7,158,375	:	Overlapping Counties	54,190,707	54,190,707	EZ EAV Reduction:	0	0
Net Taxable Value	54,190,707					EZ Tax Reduction:	0.00	0.00
						Industrial Tax Abatement:	0.00	0.00

Fund	Levy Request	Max Rate	Auto Set To Max	Calculated Rate	Calculated Taxes	PTELL Factor	PTELL Rate	(w/overrides) Final Rate	Final Taxes	% of Total
001 Corporate	131,782	0.33000		0.24319	131,786.38	0.98567	0.23971	0.23971	129,900.58	58.67%
008 Joint Bridge	1,391	0.05000		0.00257	1,392.70	0.98567	0.00253	0.00253	1,371.03	0.62%
010 Equipment And Building	11,394	0.03500		0.02103	11,396.31	0.98567	0.02073	0.02073	11,233.74	5.07%
027 Audit	2,189	0.00500		0.00404	2,189.30	0.98567	0.00398	0.00398	2,156.79	0.97%
035 Tort And Immunity	6,503	0.00000		0.01201	6,508.30	0.98567	0.01184	0.01184	6,416.18	2.90%
047 Social Security	4,747	0.00000		0.00876	4,747.11	0.98567	0.00863	0.00863	4,676.66	2.11%
050 Special Road	66,239	0.16700		0.12224	66,242.72	0.98567	0.12049	0.12049	65,294.41	29.49%
209 Prior Year Adjustment (Sb508)	344	0.00000		0.00064	346.82	0.98567	0.00064	0.00064	346.82	0.16%
	224,589			0.41448	224,609.64		0.40791	0.40855	221,396.21	100.00%

Jonathan McLean
 I, Jonathan McLean, County Clerk for Monroe County Illinois, do hereby certify this report to be a true and complete copy of the 2021 extension information.

Assessed (BoR-Eq)	State Equalized (-1,000,000)	Exemptions Amount	State Category	Net Taxable Value	After EZ & TIF	Other Information	County	District
Land: 4,404,630	4,404,630	Home Improvement: 53,280	Farm:	12,507,384	12,507,384	PTELL:	381,610	381,610
Farm Land: 3,455,864	3,455,864	Owner Occupied: 1,890,000	Residential:	8,995,305	8,995,305	New Property EAV:	0	0
Building: 15,970,600	15,970,600	Elderly: 450,000	Commercial:	489,840	489,840	Annexations EAV:	0	0
Farm Building: 1,071,820	1,071,820	Disabled Veteran: 0	Industrial:	0	0	Disconnection EAV:	0	0
State Assessed: 235,435	235,435	Senior Freeze: 265,760	Mineral:	0	0	Recovered TIF EAV:	0	0
Less Assessments < 150	-2,840	:	Pollution Control:	0	0	Aggregate Extension:	120,544	120,544
Less Exemptions	-2,907,545	:	State Railroad:	235,435	235,435	Rate Increase:	0.00000	0.00000
Net Taxable Value	22,227,964	:	Local Railroad:	0	0	TIF Loss EAV:	0	0
		Returning Veteran: 0	Overlapping Counties	22,227,964	22,227,964	EZ EAV Reduction:	0.00	0.00
		Disabled Person: 16,000				EZ Tax Reduction:	0.00	0.00
		Disabled 50% Veteran: 4,080				Industrial Tax Abatement:	0.00	0.00
		Disabled 70% Veteran: 225,925						
		Leasehold Owner: 0						
		Natural Disaster: 0						
		Disabled 30% Veteran: 2,500						
		2,907,545						

Fund	Levy Request	Max Rate	Auto Set To Max	Calculated Rate	Calculated Taxes	PTELL Factor	PTELL Rate	(w/overrides) Final Rate	Final Taxes	% of Total
001 Corporate	69,880	0.33000		0.31438	69,880.27	0.98260	0.30891	0.30891	68,664.46	55.16%
008 Joint Bridge	9,337	0.05000		0.04201	9,337.97	0.98260	0.04128	0.04128	9,175.71	7.37%
010 Equipment And Building	7,789	0.03500		0.03500	7,779.79	0.98260	0.03439	0.03439	7,644.20	6.14%
027 Audit	935	0.00500		0.00421	935.80	0.98260	0.00414	0.00414	920.24	0.74%
035 Tort And Immunity	3,364	0.00000		0.01514	3,365.31	0.98260	0.01488	0.01488	3,307.52	2.66%
047 Social Security	4,150	0.00000		0.01868	4,152.18	0.98260	0.01835	0.01835	4,078.83	3.28%
050 Special Road	31,117	0.16700		0.14000	31,119.15	0.98260	0.13756	0.13756	30,576.81	24.56%
209 Prior Year Adjustment (Sb508)	111	0.00000		0.00050	111.14			0.00050	111.14	0.09%
	126,683			0.56992	126,681.61		0.55951	0.56001	124,478.91	100.00%

Jonathan McLean
 I, Jonathan McLean, County Clerk for Monroe County Illinois, do hereby certify this report to be a true and complete copy of the 2021 extension information.

Assessed (BoR Eq.)	State Equalized (1.00000)	Exemptions Amount	State Category	Net Taxable Value	After EZ & TIF	Other Information	County	District
11,468,370	11,468,370	Home Improvement: 159,890	Farm:	10,027,356	10,027,356	PTELL:	824,150	824,150
3,247,673	3,247,673	Owner Occupied: 3,810,000	Residential:	51,229,347	51,229,347	New Property EAV:	0	0
55,066,380	55,066,380	Elderly: 990,000	Commercial:	1,724,240	1,724,240	Annexations EAV:	0	0
806,110	806,110	Disabled Veteran: 0	Industrial:	331,130	331,130	Disconnection EAV:	0	0
3,143,133	3,143,133	Senior Freeze: 825,772	Mineral:	0	0	Recovered TIF EAV:	0	0
73,731,666	73,731,666	:	Pollution Control:	0	0	Aggregate Extension:	356,464	356,464
-845	-845	:	State Railroad:	3,143,133	3,143,133	Rate Increase:	0.00000	0.00000
73,730,821	73,730,821	:	Local Railroad:	0	0	TIF Loss EAV:	0	0
-7,275,615	-7,275,615	:	Overlapping Counties	66,455,206	66,455,206	EZ EAV Reduction:	0	0
66,455,206	66,455,206	Returning Veteran: 0				EZ Tax Reduction:	0.00	0.00
		Disabled Person: 22,000				Industrial Tax Abatement:	0.00	0.00
		Disabled 50% Veteran 5,000						
		Disabled 70% Veteran 1,457,953						
		Leasehold Owner: 0						
		Natural Disaster: 0						
		Disabled 30% Veteran 5,000						
		7,275,615						

Fund	Levy Request	Max Rate	Auto Set To Max	Calculated Rate	Calculated Taxes	PTELL Factor	PTELL Rate	(w/overrides) Final Rate	Final Taxes	% of Total
001 Corporate	206,397	0.33000		0.31059	206,403.22	0.97777	0.30369	0.30369	201,817.82	55.04%
008 Joint Bridge	18,529	0.05000		0.02789	18,534.36	0.97777	0.02727	0.02727	18,122.33	4.94%
010 Equipment And Building	21,710	0.03500		0.03267	21,710.92	0.97777	0.03194	0.03194	21,225.79	5.79%
027 Audit	3,077	0.00500		0.00464	3,083.52	0.97777	0.00454	0.00454	3,017.07	0.82%
035 Tort And Immunity	9,395	0.00000		0.01414	9,396.77	0.97777	0.01383	0.01383	9,190.75	2.51%
047 Social Security	10,796	0.00000		0.01625	10,798.97	0.97777	0.01589	0.01589	10,559.73	2.88%
050 Special Road	104,382	0.16700		0.15708	104,387.84	0.97777	0.15359	0.15359	102,068.55	27.84%
209 Prior Year Adjustment (Sb508)	675	0.00000		0.00102	677.84			0.00102	677.84	0.18%
	374,961			0.56428	374,993.43		0.55075	0.55177	366,679.88	100.00%

Jonathan McJean

I, Jonathan McJean, County Clerk for Monroe County Illinois, do hereby certify this report to be a true and complete copy of the 2021 extension information.

District Extension Summary

RD06 - ROAD DIST TWP 2-10

Tax Year 2021

Assessed (BoR, Eq)	State Equalized (1,000,000)	Exemptions Amount	State Category	Net Taxable Value	After EZ & TIF	Other Information	County	District
Land: 19,290,775	19,290,775	Home Improvement: 183,810	Farm: 14,250,316	14,250,316	14,250,316	PTELL:	329,830	329,830
Farm Land: 2,304,159	2,304,159	Owner Occupied: 4,482,000	Residential: 57,336,259	57,336,259	57,336,259	New Property EAV:	0	0
Building: 64,024,580	64,024,580	Elderly: 1,172,096	Commercial: 3,335,260	3,335,260	3,335,260	Annexations EAV:	0	0
Farm Building: 466,030	466,030	Disabled Veteran: 0	Industrial: 1,620,640	1,620,640	1,620,640	Disconnection EAV:	0	0
State Assessed: 0	0	Senior Freeze: 1,370,590	Mineral: 0	0	0	Recovered TIF EAV:	0	0
Less Assessments < 150	86,085,544	:	Pollution Control: 0	0	0	Aggregate Extension:	377,800	377,800
	-898	:	State Railroad: 0	0	0	Rate Increase:	0.00000	0.00000
	86,084,646	:	Local Railroad: 0	0	0	TIF Loss EAV:	0	0
Less Exemptions	-9,542,171	:	Overlapping Counties	76,542,475	76,542,475	EZ EAV Reduction:	0	0
Net Taxable Value	76,542,475					EZ Tax Reduction:	0.00	0.00
						Industrial Tax Abatement:	0.00	0.00

Fund	Levy Request	Max Rate	Auto Set To Max	Calculated Rate	Calculated Taxes	PTELL Factor	PTELL Rate	(w/overrides) Final Rate	Final Taxes	% of Total
001 Corporate	229,449	0.33000		0.29977	229,451.38	0.96984	0.29073	0.29073	222,531.96	57.82%
008 Joint Bridge	34,592	0.05000		0.04520	34,597.20	0.96984	0.04384	0.04384	33,556.22	8.72%
010 Equipment And Building	0	0.03500		0.00000	0.00	0.96984		0.00000	0.00	0.00%
027 Audit	3,481	0.00500		0.00455	3,482.68	0.96984	0.00441	0.00441	3,375.52	0.88%
035 Tort And Immunity	6,739	0.00000		0.00881	6,743.39	0.96984	0.00854	0.00854	6,536.73	1.70%
047 Social Security	6,739	0.00000		0.00881	6,743.39	0.96984	0.00854	0.00854	6,536.73	1.70%
050 Special Road	115,690	0.16700		0.15115	115,693.95	0.96984	0.14659	0.14659	112,203.62	29.15%
209 Prior Year Adjustment (Sb508)	108	0.00000		0.00015	114.81			0.00015	114.81	0.03%
	396,798			0.51844	396,826.80		0.50265	0.50280	384,855.59	100.00%

Jonathan McLean

I, Jonathan McLean, County Clerk for Monroe County Illinois, do hereby certify this report to be a true and complete copy of the 2021 extension information.

District Extension Summary

RD07 - ROAD DIST TWP 3-10

Tax Year 2021

Assessed (BoR Eq.)	State Equalized (-1,000,000)	Exemptions Amount	State Category	Net Taxable Value	After EZ & TIF	Other Information	County	District
Land: 8,299,760	8,299,760	Home Improvement: 86,080	Farm:	15,751,998	15,751,998	PTELL:		
Farm Land: 3,661,344	3,661,344	Owner Occupied: 2,782,520	Residential:	23,683,915	23,683,915	New Property EAV:	785,080	785,080
Building: 32,672,190	32,672,190	Elderly: 658,767	Commercial:	376,460	376,460	Annexations EAV:	0	0
Farm Building: 832,130	832,130	Disabled Veteran: 100,000	Industrial:	43,220	43,220	Disconnection EAV:	0	0
State Assessed: 0	0	Senior Freeze: 733,940	Mineral:	0	0	Recovered TIF EAV:	0	0
Less Assessments < 150	45,465,424	:	Pollution Control:	0	0	Aggregate Extension:	178,684	
	-1,006	:	State Railroad:	0	0	Rate Increase:	0.00000	
	45,464,418	:	Local Railroad:	0	0	TIF Loss EAV:	0	
Less Exemptions	-5,608,825	:	Overlapping Counties	39,855,593	39,855,593	EZ EAV Reduction:	0	
Net Taxable Value	39,855,593	Returning Veteran: 0				EZ Tax Reduction:	0.00	
		Disabled Person: 22,000				Industrial Tax Abatement:	0.00	
		Disabled 50% Veteran: 0						
		Disabled 70% Veteran: 1,215,518						
		Leasehold Owner: 0						
		Natural Disaster: 0						
		Disabled 30% Veteran: 10,000						
		5,608,825						

Fund	Levy Request	Max Rate	Auto Set To Max	Calculated Rate	Calculated Taxes	PTELL Factor	PTELL Rate	(w/overrides) Final Rate	Final Taxes	% of Total
001 Corporate	105,897	0.33000		0.26571	105,900.30	0.98503	0.26173	0.26173	104,314.09	56.31%
008 Joint Bridge	5,000	0.05000		0.01255	5,001.88	0.98503	0.01236	0.01236	4,926.15	2.66%
010 Equipment And Building	13,204	0.03500		0.03313	13,204.16	0.98503	0.03263	0.03263	13,004.88	7.02%
027 Audit	1,539	0.00500		0.00387	1,542.41	0.98503	0.00381	0.00381	1,518.50	0.82%
035 Tort And Immunity	5,915	0.00000		0.01485	5,918.56	0.98503	0.01463	0.01463	5,830.87	3.15%
047 Social Security	6,100	0.00000		0.01531	6,101.89	0.98503	0.01508	0.01508	6,010.22	3.24%
050 Special Road	49,963	0.16700		0.12537	49,966.96	0.98503	0.12349	0.12349	49,217.68	26.57%
209 Prior Year Adjustment (Sb508)	438	0.00000		0.00110	438.41	0.98503	0.00110	0.00110	438.41	0.24%
	188,056			0.47189	188,074.56		0.46373	0.46483	185,260.80	100.00%

Jonathan McLean
 I, Jonathan McLean, County Clerk for Monroe County Illinois, do hereby certify this report to be a true and complete copy of the 2021 extension information.

District Extension Summary

RD08 - ROAD DIST TWP 4&5-10

Tax Year 2021

Assessed (BoR-Eq.)	State Equalized (-1,000,000)	Exemptions Amount	State Category	Net Taxable Value	After EZ & TIF	Other Information	County	District
Land: 2,902,735	2,902,735	Home Improvement: 55,170	Farm:	12,231,233	12,231,233	PTELL:		
Farm Land: 4,449,269	4,449,269	Owner Occupied: 1,278,000	Residential:	5,783,380	5,783,380	New Property EAV:	275,990	275,990
Building: 12,212,780	12,212,780	Elderly: 335,000	Commercial:	0	0	Annexations EAV:	0	0
Farm Building: 637,930	637,930	Disabled Veteran: 0	Industrial:	16,720	16,720	Disconnection EAV:	0	0
State Assessed: 3,080,455	3,080,455	Senior Freeze: 183,710	Mineral:	0	0	Recovered TIF EAV:	0	0
Less Assessments < 150	-1,011	:	Pollution Control:	0	0	Aggregate Extension:	102,833	
Less Exemptions	-2,170,370	:	State Railroad:	3,080,455	3,080,455	Rate Increase:	0.00000	
Net Taxable Value	21,111,788	:	Local Railroad:	0	0	TIF Loss EAV:	0	
		Returning Veteran: 0	Overlapping Counties	21,111,788	21,111,788	EZ EAV Reduction:	0	
		Disabled Person: 20,000				EZ Tax Reduction:	0.00	
		Disabled 50% Veteran 5,000				Industrial Tax Abatement:	0.00	
		Disabled 70% Veteran 293,490						
		Leasehold Owner: 0						
		Natural Disaster: 0						
		Disabled 30% Veteran 0						
		2,170,370						

Fund	Levy Request	Max Rate	Auto-Set To Max	Calculated Rate	Calculated Taxes	PTELL Factor	PTELL Rate	(w/overrides) Final Rate	Final Taxes	% of Total
001 Corporate	60,977	0.33000		0.28883	60,977.18	0.97845	0.28261	0.28261	59,664.10	56.45%
008 Joint Bridge	5,140	0.05000		0.02435	5,140.72	0.97845	0.02383	0.02383	5,030.94	4.76%
010 Equipment And Building	6,941	0.03500		0.03288	6,941.56	0.97845	0.03217	0.03217	6,791.67	6.43%
027 Audit	991	0.00500		0.00470	992.25	0.97845	0.00460	0.00460	971.14	0.92%
035 Tort And Immunity	4,926	0.00000		0.02334	4,927.49	0.97845	0.02284	0.02284	4,821.94	4.56%
047 Social Security	3,308	0.00000		0.01567	3,308.22	0.97845	0.01533	0.01533	3,236.44	3.06%
050 Special Road	25,692	0.16700		0.12170	25,693.05	0.97845	0.11908	0.11908	25,139.94	23.79%
209 Prior Year Adjustment (Sb508)	37	0.00000		0.00018	38.00			0.00018	38.00	0.04%
	108,012			0.51165	108,018.46		0.50046	0.50064	105,694.17	100.00%

Jonathan McLean
 I, Jonathan McLean, County Clerk for Monroe County Illinois, do hereby certify this report to be a true and complete copy of the 2021 extension information.

District Extension Summary

RD09 - ROAD DIST TWP 2-11

Tax Year 2021

Assessed (BoR Eq.)	State Equalized (1.00000)	Exemptions Amount	State Category	Net Taxable Value	After EZ & TIF	Other Information	County	District
Land: 1,605,025	1,605,025	Home Improvement: 19,040	Farm:	6,160,928	6,160,928	PTELL:		
Farm Land: 3,539,850	3,539,850	Owner Occupied: 498,000	Residential:	4,376,952	4,376,952	New Property EAV:	24,025	24,025
Building: 5,863,640	5,863,640	Elderly: 125,000	Commercial:	103,470	103,470	Annexations EAV:	0	0
Farm Building: 450,090	450,090	Disabled Veteran: 0	Industrial:	1,600	1,600	Disconnection EAV:	0	0
State Assessed: 2,376,246	2,376,246	Senior Freeze: 62,940	Mineral:	0	0	Recovered TIF EAV:	0	0
Less Assessments < 150	13,834,851	:	Pollution Control:	0	0	Aggregate Extension:	63,299	
	-3,887	:	State Railroad:	2,376,246	2,376,246	Rate Increase:	0.00000	
	13,830,964	:	Local Railroad:	0	0	TIF Loss EAV:	0	
Less Exemptions	-811,768	:	Overlapping Counties	13,019,196	13,019,196	EZ EAV Reduction:	0	
Net Taxable Value	13,019,196	Returning Veteran: 0				EZ Tax Reduction:	0.00	
		Disabled Person: 4,000				Industrial Tax Abatement:	0.00	
		Disabled 50% Veteran: 5,000						
		Disabled 70% Veteran: 95,500						
		Leasehold Owner: 0						
		Natural Disaster: 0						
		Disabled 30% Veteran: 2,288						
		811,768						

Fund	Levy Request	Max Rate	Auto Set To Max	Calculated Rate	Calculated Taxes	PTELL Factor	PTELL Rate	(w/overrides) Final Rate	Final Taxes	% of Total
001 Corporate	34,850	0.33000		0.26769	34,851.09	0.96743	0.25897	0.25897	33,715.81	52.22%
008 Joint Bridge	1,671	0.05000		0.01284	1,671.66	0.96743	0.01242	0.01242	1,616.98	2.50%
010 Equipment And Building	3,697	0.03500		0.02840	3,697.45	0.96743	0.02748	0.02748	3,577.68	5.54%
027 Audit	529	0.00500		0.00407	529.88	0.96743	0.00394	0.00394	512.96	0.79%
035 Tort And Immunity	2,625	0.00000		0.02017	2,625.97	0.96743	0.01951	0.01951	2,540.05	3.93%
047 Social Security	2,542	0.00000		0.01953	2,542.65	0.96743	0.01889	0.01889	2,459.33	3.81%
050 Special Road	20,550	0.16700		0.15785	20,550.80	0.96743	0.15271	0.15271	19,881.62	30.79%
209 Prior Year Adjustment (Sb508)	264	0.00000		0.00203	264.29			0.00203	264.29	0.41%
	66,728			0.51258	66,733.80		0.49392	0.49595	64,568.72	100.00%



I, Jonathan McLean, County Clerk for Monroe County Illinois, do hereby certify this report to be a true and complete copy of the 2021 extension information.

District Extension Summary


RD10 - ROAD DIST TWP 3&4-11

Tax Year 2021

Assessed (BoR Eq.)	State Equalized (-1,000,000)	Exemptions Amount	State Category	Net Taxable Value	After EZ & TIF	Other Information	County	District
Land:	1,101,276	Home Improvement:	Farm:	9,383,499	9,383,499	PTELL:	195,790	195,790
Farm Land:	5,572,678	Owner Occupied:	Residential:	2,756,797	2,756,797	New Property EAV:	0	0
Building:	6,014,770	Elderly:	Commercial:	7,910	7,910	Annexations EAV:	0	0
Farm Building:	781,770	Disabled Veteran:	Industrial:	310,420	310,420	Disconnection EAV:	0	0
State Assessed:	2,818,681	Senior Freeze:	Mineral:	0	0	Recovered TIF EAV:	0	0
Less Assessments < 150	-1,748	:	Pollution Control:	0	0	Aggregate Extension:	70,501	70,501
	16,287,427	:	State Railroad:	2,818,681	2,818,681	Rate Increase:	0.00000	0.00000
	16,287,427	:	Local Railroad:	0	0	TIF Loss EAV:	0	0
Less Exemptions	-1,010,120	:	Overlapping Counties	15,277,307	15,277,307	EZ EAV Reduction:	0	0
Net Taxable Value	15,277,307					EZ Tax Reduction:	0.00	0.00
						Industrial Tax Abatement:	0.00	0.00

1,010,120

Fund	Levy Request	Max Rate	Auto Set To Max	Calculated Rate	Calculated Taxes	PTELL Factor	PTELL Rate	(w/overrides) Final Rate	Final Taxes	% of Total
001 Corporate	48,684	0.33000		0.31867	48,684.19	0.97819	0.31172	0.31172	47,622.41	65.73%
008 Joint Bridge	1,000	0.05000		0.00655	1,000.66	0.97819	0.00641	0.00641	979.27	1.35%
010 Equipment And Building	5,163	0.03500		0.03380	5,163.73	0.97819	0.03306	0.03306	5,050.68	6.97%
027 Audit	707	0.00500		0.00463	707.34	0.97819	0.00453	0.00453	692.06	0.96%
035 Tort And Immunity	6,004	0.00000		0.03931	6,005.51	0.97819	0.03845	0.03845	5,874.12	8.11%
047 Social Security	1,000	0.00000		0.00655	1,000.66	0.97819	0.00641	0.00641	979.27	1.35%
050 Special Road	11,468	0.16700		0.07507	11,468.67	0.97819	0.07343	0.07343	11,218.12	15.48%
209 Prior Year Adjustment (Sb508)	34	0.00000		0.00023	35.14	0.97819	0.00023	0.00023	35.14	0.05%
	74,060			0.48481	74,065.91		0.47401	0.47424	72,451.07	100.00%



I, Jonathan McLean, County Clerk for Monroe County Illinois, do hereby certify this report to be a true and complete copy of the 2021 extension information.

District Extension Summary

8/31/2022 1:40 pm

S003 - VALMEYER SCHOOL DIST 3

Tax Year 2021

Assessed (BoR Eq.)	State Equalized (-1,00000)	Exemptions Amount	State Category	Net Taxable Value	After EZ & TIF	Other Information	County	District
Land:	10,502,931	Home Improvement: 83,760	Farm:	26,413,154	26,413,154	PTELL:		
Farm Land:	13,615,072	Owner Occupied: 4,728,000	Residential:	34,524,187	34,524,187	New Property EAV:	567,055	567,055
Building:	51,742,090	Elderly: 1,044,192	Commercial:	8,189,480	1,194,643	Annexations EAV:	0	0
Farm Building:	1,750,430	Disabled Veteran: 0	Industrial:	1,312,850	1,312,850	Disconnection EAV:	0	0
State Assessed:	9,302,200	Senior Freeze: 590,430	Mineral:	0	0	Recovered TIF EAV:	0	0
Less Assessments < 150	-7,372	:	Pollution Control:	0	0	Aggregate Extension:	2,424,060	
	86,905,351	:	State Railroad:	9,302,200	9,302,200	Rate Increase:	0.00000	
	-7,163,480	:	Local Railroad:	0	0	TIF Loss EAV:	6,994,837	
Less Exemptions	-7,163,480	Returning Veteran: 0	Overlapping Counties	79,741,871	72,747,034	EZ EAV Reduction:	0	
Net Taxable Value	79,741,871	Disabled Person: 52,000				EZ Tax Reduction:	0.00	
		Disabled 50% Veteran: 35,000				Industrial Tax Abatement:	0.00	
		Disabled 70% Veteran: 625,310						
		Leasehold Owner: 0						
		Natural Disaster: 0						
		Disabled 30% Veteran: 4,788						
		7,163,480						

Fund	Levy Request	Max Rate	Auto Set To Max	Calculated Rate	Calculated Taxes	PTELL Factor	PTELL Rate	(w/overrides) Final Rate	Final Taxes	% of Total
002 Education	1,635,250	4.00000		2.24786	1,635,251.48	0.97330	2.18784	2.18784	1,591,588.74	54.50%
003 Bonds And Interest	439,463	0.00000		0.60410	439,464.84			0.60410	439,464.84	15.05%
004 Operation And Maintenance	430,000	0.75000		0.59109	430,000.44	0.97330	0.57531	0.57531	418,520.97	14.33%
005 Inrf	87,500	0.00000		0.12028	87,500.13	0.97330	0.11707	0.11707	85,164.95	2.92%
030 Transportation	135,000	0.20000		0.18558	135,003.95	0.97330	0.18063	0.18063	131,402.97	4.50%
031 Working Cash	5,000	0.05000		0.00688	5,005.00	0.97330	0.00670	0.00670	4,874.05	0.17%
032 Fire And Safety	5,000	0.10000		0.00688	5,005.00	0.97330	0.00670	0.00670	4,874.05	0.17%
033 Special Education	75,000	0.80000		0.10310	75,002.19	0.97330	0.10035	0.10035	73,001.65	2.50%
035 Tort And Immunity	85,000	0.00000		0.11685	85,004.91	0.97330	0.11373	0.11373	82,735.20	2.83%
047 Social Security	87,500	0.00000		0.12028	87,500.13	0.97330	0.11707	0.11707	85,164.95	2.92%
209 Prior Year Adjustment (Sb508)	3,423	0.00000		0.00471	3,426.39			0.00471	3,426.39	0.12%
	2,988,136			4.10761	2,988,164.46		3.40540	4.01421	2,920,218.76	100.00%



I, Jonathan McLean, County Clerk for Monroe County Illinois, do hereby certify this report to be a true and complete copy of the 2021 extension information.


District Extension Summary

S004 - COLUMBIA SCHOOL DIST 4

Tax Year 2021

Assessed (BoR-Eq)	State Equalized (-1,000,000)	Exemptions Amount	State Category	Net Taxable Value	After EZ & TIF	Other Information	County	District
Land: 74,657,210	74,657,210	Home Improvement: 345,750	Farm:	10,591,201	10,591,201	PTELL:		
Farm Land: 3,471,868	3,471,868	Owner Occupied: 24,207,584	Residential:	322,518,672	322,518,672	New Property EAV:	7,111,850	7,111,850
Building: 355,132,430	355,132,430	Elderly: 5,669,192	Commercial:	51,966,100	51,388,332	Annexations EAV:	0	0
Farm Building: 818,630	818,630	Disabled Veteran: 0	Industrial:	6,866,460	6,866,460	Disconnection EAV:	0	0
State Assessed: 2,116,315	2,116,315	Senior Freeze: 4,735,743	Mineral:	0	0	Recovered TIF EAV	258,047	258,047
Less Assessments < 150	436,196,453	:	Pollution Control:	0	0	Aggregate Extension:	0	0
	-2,775	:	State Railroad:	2,116,315	2,116,315	Rate Increase:	0.00000	
	436,193,678	:	Local Railroad:	0	0	TIF Loss EAV:	577,768	
Less Exemptions	-42,134,930	:	Overlapping Counties	394,058,748	393,480,980	EZ EAV Reduction:	0	
Net Taxable Value	394,058,748	Returning Veteran: 0	St. Clair (Actual)	27,053,813	27,053,813	EZ Tax Reduction:	0.00	
		Disabled Person: 124,000				Industrial Tax Abatement:	40,049.33	
		Disabled 50% Veteran: 71,260						
		Disabled 70% Veteran: 6,961,401						
		Leasehold Owner: 0						
		Natural Disaster: 0						
		Disabled 30% Veteran: 20,000						
		42,134,930						

Fund	Levy Request	Max Rate	Auto-Set To Max	Calculated Rate	Calculated Taxes	PTELL Factor	PTELL Rate	(w/overrides) Final Rate	Final Taxes	% of Total
002 Education	9,205,809	2.45000		2.18908	8,590,962.23			2.18908	8,590,962.23	56.56%
003 Bonds And Interest	2,951,029	0.00000		0.70174	2,753,952.26			0.70174	2,753,952.26	18.13%
004 Building And Maintenance	2,160,545	0.57500		0.51377	2,016,271.06			0.51377	2,016,271.06	13.27%
005 Imrf	344,027	0.00000		0.08181	321,060.27			0.08181	321,060.27	2.11%
030 Transportation	751,507	0.20000		0.17871	701,340.68			0.17871	701,340.68	4.62%
031 Working Cash	187,877	0.05000		0.04468	175,344.98			0.04468	175,344.98	1.15%
032 Fire And Safety	187,877	0.05000		0.04468	175,344.98			0.04468	175,344.98	1.15%
033 Special Education	150,333	0.04000		0.03575	140,299.53			0.03575	140,299.53	0.92%
035 Tort And Immunity	308,111	0.00000		0.07327	287,545.36			0.07327	287,545.36	1.89%
047 Social Security	344,801	0.00000		0.08200	321,805.92			0.08200	321,805.92	2.12%
057 Leasing	187,877	0.05000		0.04468	175,344.98			0.04468	175,344.98	1.15%
109 Prior Year Adjustments	-470,972	0.00000		-0.11969	-469,718.91			-0.11969	-469,718.91	-3.09%
	16,308,821			3.87048	15,189,553.34			3.87048	15,189,553.34	100.00%



I, Jonathan McLean, County Clerk for Monroe County Illinois, do hereby certify this report to be a true and complete copy of the 2021 extension information.

District Extension Summary


S005 - WATERLOO SCHOOL DIST 5

Tax Year 2021

Assessed (BoR-Eq.)	State Equalized (1,000,000)	Exemptions Amount	State Category	Net Taxable Value	After E.Z. & TIF	Other Information	County	District
Land: 113,705,780	113,705,780	Home Improvement: 755,840	Farm:	72,662,596	72,662,596	PTELL:		
Farm Land: 15,452,365	15,452,365	Owner Occupied: 36,598,867	Residential:	400,198,829	400,198,829	New Property EAV:	6,660,660	6,660,660
Building: 466,385,410	466,385,410	Elderly: 9,284,553	Commercial:	55,192,240	55,192,240	Annexations EAV:	0	0
Farm Building: 3,424,850	3,424,850	Disabled Veteran: 100,000	Industrial:	3,312,280	3,312,280	Disconnection EAV:	0	0
State Assessed: 235,435	235,435	Senior Freeze: 8,885,058	Mineral:	0	0	Recovered TIF EAV:	0	0
Less Assessments < 150	-7,414	:	Pollution Control:	0	0	Aggregate Extension:	0	0
599,196,426	599,196,426	:	State Railroad:	235,435	235,435	Rate Increase:	0.00000	
		:	Local Railroad:	0	0	TIF Loss EAV:	0	
		:	Overlapping Counties	531,601,380	531,601,380	EZ EAV Reduction:	0	
Less Exemptions	-67,595,046	Returning Veteran: 10,000	St. Clair (Actual)	5,874,929	5,874,929	EZ Tax Reduction:	0.00	
Net Taxable Value	531,601,380	Disabled Person: 294,000				Industrial Tax Abatement:	0.00	

537,476,309

Fund	Levy Request	Max Rate	Auto Set To Max	Calculated Rate	Calculated Taxes	PTELL Factor	PTELL Rate	(w/overrides) Final Rate	Final Taxes	% of Total
002 Education	11,821,210	2.19000		2.19000	11,642,070.49			2.19000	11,642,070.49	50.66%
003 Bonds And Interest	4,110,613	0.00000		0.76480	4,065,687.45			0.76480	4,065,687.45	17.69%
004 Operations And Maintenance	2,692,496	0.50000		0.50000	2,658,006.96			0.50000	2,658,006.96	11.57%
005 Inrf	550,000	0.00000		0.10234	544,040.86			0.10234	544,040.86	2.37%
030 Transportation	1,076,999	0.20000		0.20000	1,063,202.78			0.20000	1,063,202.78	4.63%
031 Working Cash	269,250	0.05000		0.05000	265,800.70			0.05000	265,800.70	1.16%
032 Fire And Safety	269,250	0.05000		0.05000	265,800.70			0.05000	265,800.70	1.16%
033 Special Education	215,400	0.04000		0.04000	212,640.56			0.04000	212,640.56	0.93%
035 Tort And Immunity	1,470,000	0.00000		0.27351	1,453,982.97			0.27351	1,453,982.97	6.33%
047 Social Security	550,000	0.00000		0.10234	544,040.86			0.10234	544,040.86	2.37%
057 Lease	269,250	0.05000		0.05000	265,800.70			0.05000	265,800.70	1.16%
058 Lease / Other	0	0.00000		0.00000	0.00			0.00000	0.00	0.00%
	23,294,468			4.32299	22,981,075.03			4.32299	22,981,075.03	100.00%



I, Jonathan McLean, County Clerk for Monroe County Illinois, do hereby certify this report to be a true and complete copy of the 2021 extension information.


District Extension Summary

TIFM - MAIN STREET ABBEY TIF

Tax Year 2021

Assessed (BoR Eq.)	State Equalized (1.000000)	Exemptions Amount	State Category	Net Taxable Value	After EZ & TIF	Other Information	County	District
Land:	188,970	Home Improvement:	Farm:	0	0	PTELL:		
Farm Land:	0	Owner Occupied:	Residential:	0	0	New Property EAV:	0	0
Building:	388,800	Elderly:	Commercial:	577,770	2	Annexations EAV:	0	0
Farm Building:	0	Disabled Veteran:	Industrial:	0	0	Disconnection EAV:	0	0
State Assessed:	0	Senior Freeze:	Mineral:	0	0	Recovered TIF EAV:	0	0
	577,770	:	Pollution Control:	0	0	Aggregate Extension:	40,138	
	0	:	State Railroad:	0	0	Rate Increase:	0.00000	
	:	:	Local Railroad:	0	0	TIF Loss EAV:	577,768	
	:	:	Overlapping Counties	577,770	2	EZ EAV Reduction:	0	
Less Exemptions	0	Returning Veteran:				EZ Tax Reduction:	0.00	
Net Taxable Value	577,770	Disabled Person:				Industrial Tax Abatement:	0.00	
		Disabled 50% Veteran						
		Disabled 70% Veteran						
		Leasehold Owner:						
		Natural Disaster:						
		Disabled 30% Veteran						


Fund	Levy Request	Max Rate	Auto Set To Max	Calculated Rate	Calculated Taxes	PTELL Factor	PTELL Rate	(w/overrides) Final Rate	Final Taxes	% of Total
001 Corporate	0	0.00000		0.00000	35,636.52			0.00000	35,636.52	0.00%
	0			0.00000	35,636.52			0.00000	35,636.52	0.00%



I, Jonathan McLean, County Clerk for Monroe County Illinois, do hereby certify this report to be a true and complete copy of the 2021 extension information.

Assessed (BoR Eq.)	State Equalized (-1,000,000)	Exemptions Amount	State Category	Net Taxable Value	After EZ & TIF	Other Information	County	District
Land: 59,309,810	59,309,810	Home Improvement: 155,430	Farm:	1,098,244	1,098,244	PTELL:		
Farm Land: 433,286	433,286	Owner Occupied: 19,947,289	Residential:	235,640,851	235,640,851	New Property EAV:	4,007,870	4,007,870
Building: 261,416,360	261,416,360	Elderly: 5,142,548	Commercial:	48,982,140	48,982,140	Annexations EAV:	0	0
Farm Building: 67,140	67,140	Disabled Veteran: 0	Industrial:	445,220	445,220	Disconnection EAV:	0	0
State Assessed: 0	0	Senior Freeze: 4,169,330	Mineral:	0	0	Recovered TIF EAV:	0	0
Less Assessments < 150	321,226,596	:	Pollution Control:	0	0	Aggregate Extension:	1,456,810	1,456,810
	-1,332	:	State Railroad:	0	0	Rate Increase:	0.00000	0.00000
	321,225,264	:	Local Railroad:	0	0	TIF Loss EAV:	0	0
Less Exemptions	-35,058,809	:	Overlapping Counties	286,166,455	286,166,455	EZ EAV Reduction:	0	0
Net Taxable Value	286,166,455	Returning Veteran: 10,000				EZ Tax Reduction:	0.00	0.00
		Disabled Person: 142,000				Industrial Tax Abatement:	0.00	0.00
		Disabled 50% Veteran: 64,192						
		Disabled 70% Veteran: 5,401,342						
		Leasehold Owner: 0						
		Natural Disaster: 0						
		Disabled 30% Veteran: 26,678						
		35,058,809						

Fund	Levy Request	Max Rate	Auto-Set To Max	Calculated Rate	Calculated Taxes	PTELL Factor	PTELL Rate	(w/overrides) Final Rate	Final Taxes	% of Total
001 Corporate	135,750	0.33300		0.04744	135,757.37	0.99926	0.04740	0.04740	135,642.90	9.05%
005 Imrf	50,000	0.00000		0.01748	50,021.90	0.99926	0.01747	0.01747	49,993.28	3.33%
015 Police Pension	654,000	0.00000		0.22854	654,004.82	0.99926	0.22837	0.22837	653,518.35	43.58%
016 Library	435,000	0.15000		0.15000	429,249.68	0.99926	0.14989	0.14989	428,934.91	28.60%
038 Library / Special	58,000	0.02000		0.02000	57,233.29	0.99926	0.01999	0.01999	57,204.68	3.81%
040 Road	50,000	0.10150		0.01748	50,021.90	0.99926	0.01747	0.01747	49,993.28	3.33%
044 Band	23,000	0.05000		0.00804	23,007.78	0.99926	0.00803	0.00803	22,979.17	1.53%
047 Social Security	100,000	0.00000		0.03495	100,015.18	0.99926	0.03492	0.03492	99,929.33	6.66%
209 Prior Year Adjustment (Sb508)	1,421	0.00000		0.00050	1,430.83	0.99926	0.00050	0.00050	1,430.83	0.10%
	1,507,171			0.52443	1,500,742.74		0.52354	0.52404	1,499,626.73	100.00%



I, Jonathan McLean, County Clerk for Monroe County Illinois, do hereby certify this report to be a true and complete copy of the 2021 extension information.


District Extension Summary

V002 - CITY OF COLUMBIA

Tax Year 2021

Assessed (BoR-Eq.)	State Equalized (1.000000)	Exemptions Amount	State Category	Net Taxable Value	After EZ & TIF	Other Information	County	District
63,176,350	63,176,350	Home Improvement: 185,860	Farm:	899,991	899,991	PTELL:		
484,269	484,269	Owner Occupied: 20,415,584	Residential:	271,268,835	271,268,835	New Property EAV:	6,287,700	6,287,700
300,095,730	300,095,730	Elderly: 4,689,192	Commercial:	50,241,860	49,664,092	Annexations EAV:	42,756	42,756
59,830	59,830	Disabled Veteran: 0	Industrial:	6,535,330	6,535,330	Disconnection EAV:	0	0
361,322	361,322	Senior Freeze: 3,909,971	Mineral:	0	0	Recovered TIF EAV:	258,047	258,047
364,177,501	364,177,501	:	Pollution Control:	0	0	Aggregate Extension:	0	0
-1,798	-1,798	:	State Railroad:	361,322	361,322	Rate Increase:	0.00000	0.00000
364,175,703	364,175,703	:	Local Railroad:	0	0	TIF Loss EAV:	577,768	577,768
-34,868,365	-34,868,365	:	Returning Veteran:	0	0	EZ EAV Reduction:	0	0
329,307,338	329,307,338	106,000	Overlapping Counties	329,307,338	328,729,570	EZ Tax Reduction:	0.00	0.00
		66,260	St. Clair (Actual)		6,896,029	Industrial Tax Abatement:	0.00	0.00
		5,480,498			335,625,599			
		0						
		0						
		15,000						
		34,868,365						

Fund	Levy Request	Max Rate	Auto Set To Max	Calculated Rate	Calculated Taxes	PTELL Factor	PTELL Rate	(w/overrides) Final Rate	Final Taxes	% of Total
001 Corporate	1,027,739	0.33600		0.30622	1,006,635.83			0.30622	1,006,635.83	35.58%
003 Bonds And Interest	76,500	0.00000		0.02280	74,950.35			0.02280	74,950.35	2.65%
005 Imrf	131,250	0.00000		0.03911	128,566.15			0.03911	128,566.15	4.54%
012 Fire Protection	0	0.00000		0.00000	0.00			0.00000	0.00	0.00%
015 Police Pension	516,376	0.00000		0.15386	505,783.38			0.15386	505,783.38	17.88%
016 Library	408,080	0.15000		0.12159	399,702.34			0.12159	399,702.34	14.13%
025 Refuse Collection	98,900	0.20000		0.02947	96,876.62			0.02947	96,876.62	3.42%
035 Tort And Immunity	131,120	0.00000		0.03907	128,434.66			0.03907	128,434.66	4.54%
038 Library / Special	50,000	0.02000		0.01490	48,980.71			0.01490	48,980.71	1.73%
040 Road	286,782	0.10130		0.08545	280,899.45			0.08545	280,899.45	9.93%
047 Social Security	211,250	0.00000		0.06295	206,935.29			0.06295	206,935.29	7.31%
143 Medicare	49,851	0.00000		0.01486	48,849.22			0.01486	48,849.22	1.73%
109 Prior Year Adjustments	-97,570	0.00000		-0.02968	-97,566.95			-0.02968	-97,566.95	-3.45%
	2,890,278			0.86060	2,829,047.05			0.86060	2,829,047.05	100.00%



I, Jonathan McLean, County Clerk for Monroe County Illinois, do hereby certify this report to be a true and complete copy of the 2021 extension information.


District Extension Summary

V003 - VILLAGE OF VALMEYER

Tax Year 2021

Assessed (BoR, Eq.)	State Equalized (1,000,000)	Exemptions Amount	State Category	Net Taxable Value	After EZ & TIF	Other Information	County	District
Land: 4,279,590	4,279,590	Home Improvement: 9,020	Farm:	128,780	128,780	PTELL:	84,820	84,820
Farm Land: 124,574	124,574	Owner Occupied: 2,238,000	Residential:	18,305,788	18,305,788	New Property EAV:	0	0
Building: 25,952,130	25,952,130	Elderly: 449,192	Commercial:	8,025,630	1,030,793	Annexations EAV:	0	0
Farm Building: 2,080	2,080	Disabled Veteran: 0	Industrial:	889,810	889,810	Disconnection EAV:	0	0
State Assessed: 654,435	654,435	Senior Freeze: 109,270	Mineral:	0	0	Recovered TIF EAV:	0	0
Less Assessments < 150	-614	:	Pollution Control:	0	0	Aggregate Extension:	0.00000	0
Less Exemptions	-3,007,752	:	State Railroad:	654,435	654,435	Rate Increase:	6,994,837	0
Net Taxable Value	28,004,443	:	Local Railroad:	0	0	TIF Loss EAV:	0	0
		Returning Veteran: 0	Overlapping Counties	28,004,443	21,009,606	EZ EAV Reduction:	0.00	0.00
		Disabled Person: 30,000				EZ Tax Reduction:	0.00	0.00
		Disabled 50% Veteran: 15,000				Industrial Tax Abatement:	0.00	0.00
		Disabled 70% Veteran: 157,270						
		Leasehold Owner: 0						
		Natural Disaster: 0						
		Disabled 30% Veteran: 0						
		3,007,752						

Fund	Levy Request	Max Rate	Auto Set To Max	Calculated Rate	Calculated Taxes	PTELL Factor	PTELL Rate	(w/overrides) Final Rate	Final Taxes	% of Total
001 Corporate	30,299	0.33300		0.14422	30,300.01			0.14422	30,300.01	26.93%
003 Bonds And Interest	53,525	0.00000		0.25477	53,526.11			0.25477	53,526.11	47.57%
025 Refuse Collection	13,991	0.20000		0.06660	13,992.38			0.06660	13,992.38	12.44%
035 Tort And Immunity	6,299	0.00000		0.02999	6,300.77			0.02999	6,300.77	5.60%
040 Road	8,256	0.10150		0.03930	8,256.77			0.03930	8,256.77	7.34%
209 Prior Year Adjustment (Sb508)	146	0.00000		0.00070	147.07			0.00070	147.07	0.13%
	112,516			0.53558	112,523.11			0.53558	112,523.11	100.00%



I, Jonathan McLean, County Clerk for Monroe County Illinois, do hereby certify this report to be a true and complete copy of the 2021 extension information.

District Extension Summary

V004 - VILLAGE OF HECKER

Tax Year 2021

Assessed (BoR, Eq.)	State Equalized (-1,000,000)	Exemptions Amount	State Category	Net Taxable Value	After EZ & TIF	Other Information	County	District
Land: 1,612,160	1,612,160	Home Improvement: 5,050	Farm: 11,767	11,767	11,767	PTELL:		
Farm Land: 11,906	11,906	Owner Occupied: 931,003	Residential: 6,738,060	6,738,060	6,738,060	New Property EAV:	66,260	66,260
Building: 7,479,840	7,479,840	Elderly: 258,767	Commercial: 661,210	661,210	661,210	Annexations EAV:	72,390	72,390
Farm Building: 0	0	Disabled Veteran: 0	Industrial: 67,200	67,200	67,200	Disconnection EAV:	0	0
State Assessed: 0	0	Senior Freeze: 398,200	Mineral: 0	0	0	Recovered TIF EAV:	0	0
Less Assessments < 150	-149	:	Pollution Control: 0	0	0	Aggregate Extension:	0.00000	0
		:	State Railroad: 0	0	0	Rate Increase:	0.00000	0
		:	Local Railroad: 0	0	0	TIF Loss EAV:	0	0
		:	Returning Veteran: 0	0	0	EZ EAV Reduction:	0	0
Less Exemptions	-1,625,520	14,000	Overlapping Counties	7,478,237	7,478,237	EZ Tax Reduction:	0.00	0.00
Net Taxable Value	7,478,237	15,000	St. Clair (Actual)	11,917	11,917	Industrial Tax Abatement:	0.00	0.00
		1,625,520		7,490,154	7,490,154			

Fund	Levy Request	Max Rate	Auto Set To Max	Calculated Rate	Calculated Taxes	PTELL Factor	PTELL Rate	(w/overrides) Final Rate	Final Taxes	% of Total
001 Corporate	19,650	0.32400		0.26235	19,619.12			0.26235	19,619.12	47.43%
027 Audit	4,250	0.00000		0.05675	4,243.89			0.05675	4,243.89	10.26%
035 Tort And Immunity	11,000	0.00000		0.14686	10,982.52			0.14686	10,982.52	26.55%
040 Road	3,500	0.06000		0.04673	3,494.57			0.04673	3,494.57	8.45%
041 Street Lighting	2,450	0.05000		0.03271	2,446.13			0.03271	2,446.13	5.91%
046 Emergency Services	575	0.05000		0.00768	574.33			0.00768	574.33	1.39%
047 Social Security	0	0.00000		0.00000	0.00			0.00000	0.00	0.00%
	41,425			0.55308	41,360.56			0.55308	41,360.56	100.00%



I, Jonathan McLean, County Clerk for Monroe County Illinois, do hereby certify this report to be a true and complete copy of the 2021 extension information.

District Extension Summary

V005 - VILLAGE OF MAEYSTOWN

Tax Year 2021

Assessed (BoR Eq.)	State Equalized (E000000)	Exemptions Amount	State Category	Net Taxable Value	After EZ & TIF	Other Information	County	District
Land: 793,430	793,430	Home Improvement: 2,880	Farm:	67,935	67,935	PTELL:		
Farm Land: 1,291	1,291	Owner Occupied: 306,000	Residential:	3,466,670	3,466,670	New Property EAV:	6,420	6,420
Building: 3,417,700	3,417,700	Elderly: 65,000	Commercial:	52,470	52,470	Annexations EAV:	0	0
Farm Building: 810	810	Disabled Veteran: 0	Industrial:	25,000	25,000	Disconnection EAV:	0	0
State Assessed: 0	0	Senior Freeze: 44,910	Mineral:	0	0	Recovered TIF EAV:	0	0
Less Assessments < 150	4,213,231	:	Pollution Control:	0	0	Aggregate Extension:	16,857	
	-236	:	State Railroad:	0	0	Rate Increase:	0.00000	
	4,212,995	:	Local Railroad:	0	0	TIF Loss EAV:	0	
Less Exemptions	-600,920	:	Overlapping Counties	3,612,075	3,612,075	EZ EAV Reduction:	0	
Net Taxable Value	3,612,075	Returning Veteran: 0				EZ Tax Reduction:	0.00	
		Disabled Person: 2,000				Industrial Tax Abatement:	0.00	
		Disabled 50% Veteran: 0						
		Disabled 70% Veteran: 177,630						
		Leasehold Owner: 0						
		Natural Disaster: 0						
		Disabled 30% Veteran: 2,500						
		600,920						

Fund	Levy Request	Max Rate	Auto Set To Max	Calculated Rate	Calculated Taxes	PTELL Factor	PTELL Rate	(w/overrides) Final Rate	Final Taxes	% of Total
001 Corporate	12,471	0.33300		0.33300	12,028.21	0.74566	0.24830	0.24830	8,968.80	52.38%
027 Audit	2,496	0.00000		0.06911	2,496.31	0.74566	0.05153	0.05153	1,861.31	10.87%
035 Tort And Immunity	4,105	0.00000		0.11365	4,105.12	0.74566	0.08474	0.08474	3,060.88	17.88%
040 Road	2,323	0.06000		0.06000	2,167.25	0.74566	0.04474	0.04474	1,616.05	9.44%
041 Street Lighting	2,323	0.06000		0.06000	2,167.25	0.74566	0.04474	0.04474	1,616.05	9.44%
	23,718			0.63576	22,964.13		0.47405	0.47405	17,123.09	100.00%



I, Jonathan McLean, County Clerk for Monroe County Illinois, do hereby certify this report to be a true and complete copy of the 2021 extension information.


District Extension Summary

V006 - VILLAGE OF FULTS

Tax Year 2021

Assessed (BoR Eq.)	State Equalized (-1,000,000)	Exemptions Amount	State Category	Net Taxable Value	After EZ & TIF	Other Information	County	District
7,380	7,380	Home Improvement:	Farm:	0	0	PTELL:		
0	0	Owner Occupied:	Residential:	189,220	189,220	New Property EAV:	0	0
278,240	278,240	Elderly:	Commercial:	0	0	Annexations EAV:	0	0
0	0	Disabled Veteran:	Industrial:	11,890	11,890	Disconnection EAV:	0	0
200,939	200,939	Senior Freeze:	Mineral:	0	0	Recovered TIF EAV	0	0
486,559	486,559	:	Pollution Control:	0	0	Aggregate Extension:	1,659	0
-120	-120	:	State Railroad:	200,939	200,939	Rate Increase:	0.00000	0
486,439	486,439	:	Local Railroad:	0	0	TIF Loss EAV:	0	0
-84,390	-84,390	:	Overlapping Counties	402,049	402,049	EZ EAV Reduction:	0	0
402,049	402,049	Returning Veteran:				EZ Tax Reduction:	0.00	0.00
		Disabled Person:				Industrial Tax Abatement:	0.00	0.00
		Disabled 50% Veteran:						
		Disabled 70% Veteran:						
		Leasehold Owner:						
		Natural Disaster:						
		Disabled 30% Veteran:						
		84,390						

Fund	Levy Request	Max Rate	Auto Set To Max	Calculated Rate	Calculated Taxes	PTELL Factor	PTELL Rate	(w/overrides) Final Rate	Final Taxes	% of Total
001 Corporate	5,025	0.33300		0.33300	1,338.82	0.76288	0.25404	0.25404	1,021.36	60.72%
025 Refuse Collection	625	0.20000		0.15546	625.03	0.76288	0.11860	0.11860	476.83	28.35%
040 Road	3,870	0.06000		0.06000	241.23	0.76288	0.04577	0.04577	184.02	10.94%
046 Emergency Services	0	0.05000		0.00000	0.00	0.76288	0.00000	0.00000	0.00	0.00%
	9,520			0.54846	2,205.08		0.41841	0.41841	1,682.21	100.00%



I, Jonathan McLean, County Clerk for Monroe County Illinois, do hereby certify this report to be a true and complete copy of the 2021 extension information.

District Extension Summary

V007 - VILLAGE OF DUPO

Tax Year 2021

Assessed (BoR Eq.)	State Equalized (1,000,000)	Exemptions Amount	State Category	Net Taxable Value	After EZ & TIF	Other Information	County	District
0	0	0	Farm:	65,371	65,371	PTELL:		
55,101	55,101	0	Residential:	0	0	New Property EAV:	0	0
0	0	0	Commercial:	0	0	Annexations EAV:	0	0
10,270	10,270	0	Industrial:	0	0	Disconnection EAV:	0	0
0	0	0	Mineral:	0	0	Recovered TIF EAV:	0	0
65,371	65,371	0	Pollution Control:	0	0	Aggregate Extension:	0	0
0	0	0	State Railroad:	0	0	Rate Increase:	0.00000	
0	0	0	Local Railroad:	0	0	TIF Loss EAV:	0	
0	0	0	Overlapping Counties	65,371	65,371	EZ EAV Reduction:	0	
0	0	0	St. Clair (Actual)	48,751,526	48,751,526	EZ Tax Reduction:	0.00	
0	0	0		48,816,897	48,816,897	Industrial Tax Abatement:	0.00	

Fund	Levy Request	Max Rate	Auto Set To Max	Calculated Rate	Calculated Taxes	PTELL Factor	PTELL Rate	(w/overrides) Final Rate	Final Taxes	% of Total
001 Corporate	125,000	0.25000	0	0.25000	163.42			0.25000	163.42	36.40%
005 Imrf	75,000	0.00000	0	0.15364	100.44			0.15364	100.44	22.37%
014 Police Protection	74,000	0.15000	0	0.15000	98.06			0.15000	98.06	21.84%
047 Social Security	65,000	0.00000	0	0.13316	87.05			0.13316	87.05	19.39%
	339,000			0.68680	448.97			0.68680	448.97	100.00%



I, Jonathan McLean, County Clerk for Monroe County Illinois, do hereby certify this report to be a true and complete copy of the 2021 extension information.