


Tax Year 2023

	Assessed (BoR Eq.)	State Equalized (-1.03000)	Amount	State Category	Net Taxable Value	After EZ & TIF	Other Information	County	District
Land:	247,482,487	254,832,313	67,815,092	Farm:	154,853,604	154,851,489	PTELL:		
Farm Land:	48,583,788	48,583,788	18,159,163	Residential:	925,929,198	925,929,198	New Property EAV:	18,214,277	18,214,277
Building:	1,020,945,645	1,051,267,806	22,874,772	Commercial:	128,842,867	121,045,613	Annexations EAV:	0	0
Farm Building:	9,448,870	9,448,870	1,265,133	Industrial:	12,353,536	12,353,536	Disconnection EAV:	0	0
State Assessed:	13,824,463	13,824,463	5,000	Mineral:	0	0	Recovered TIF EAV	0	0
Less Assessments < 150	-15,234	-15,234	100,000	Pollution Control:	0	0	Aggregate Extension:	7,346,986	
			92,932	State Railroad:	13,824,463	13,824,463	Rate Increase:	0.00000	
			212,137	Local Railroad:	0	0	TIF Loss EAV:	7,799,369	
			31,152,031	Overlapping Counties	1,235,803,668	1,228,004,299	EZ EAV Reduction:	0	
			461,943				EZ Tax Reduction:	0.00	
Less Exemptions							Industrial Tax Abatement:	0.00	
<b>Net Taxable Value</b>					<b>1,235,803,668</b>	<b>1,228,004,299</b>			

Fund	Levy Request	Max Rate	Auto Set To Max	Calculated Rate	Calculated Taxes	PTELL Factor	PTELL Rate	Final Rate (w/overrides)	Final Taxes	% of Total
001 Corporate	3,150,000	0.27000		0.25652	3,150,076.63	0.99742	0.25586	0.25651	3,149,987.61	36.65%
113 Nursing Home	750,000	0.00000		0.06108	750,073.07			0.06108	750,073.07	8.73%
005 Imrf	740,000	0.00000		0.06027	740,118.19			0.05864	720,109.45	8.38%
006 County Highway	1,117,000	0.12000		0.09097	1,117,127.50			0.09097	1,117,127.50	13.00%
008 Road District Bridge	285,000	0.05000		0.02321	285,022.86			0.02321	285,022.86	3.32%
018 Mental Health	489,500	0.15000		0.03987	489,610.57			0.03987	489,610.57	5.70%
021 Federal Aid Matching	110,000	0.05000		0.00896	110,030.37			0.00896	110,030.37	1.28%
022 Health Tax	301,651	0.07500		0.02457	301,723.89			0.02457	301,723.89	3.51%
035 Tort And Immunity	900,000	0.00000		0.07329	900,014.01			0.07329	900,014.01	10.47%
047 Social Security	550,000	0.00000		0.04479	550,029.03			0.04479	550,029.03	6.40%
053 Extension Council	195,000	0.05000		0.01588	195,009.18			0.01588	195,009.18	2.27%
054 General Assistance	12,000	0.10000		0.00098	12,034.57			0.00098	12,034.57	0.14%
209 Prior Year Adjustment (Sb508)	13,198	0.00000		0.00108	13,262.59			0.00108	13,262.59	0.15%
<b>TOTAL</b>	<b>8,613,349</b>			<b>0.70147</b>	<b>8,614,132.46</b>		<b>0.63767</b>	<b>0.69983</b>	<b>8,594,034.70</b>	<b>100.00%</b>



*Jonathan McLean*

I, Jonathan McLean, County Clerk for Monroe County Illinois, do hereby certify this report to be a true and complete copy of the 2023 extension information.

# District Extension Summary


COAB - MONROE AMBULANCE

10/14/2024 2:25 pm

Tax Year 2023

Assessed (BoR Eq.)	State Equalized (-1.03000)	Exemptions	Amount	State Category	Net Taxable Value	After EZ & TIF	Other Information	County	District
Land:	145,616,977	Owner Occupied:	43,564,883	Farm:	138,759,375	138,759,375	PTELL:		
Farm Land:	41,913,800	Elderly:	12,001,970	Residential:	541,550,898	541,550,898	New Property EAV:	12,821,221	12,821,221
Building:	631,040,375	Senior Freeze:	15,741,664	Commercial:	70,410,805	63,208,221	Annexations EAV:	0	0
Farm Building:	8,091,070	Home Improvement:	934,680	Industrial:	4,988,238	4,988,238	Disconnection EAV:	0	0
State Assessed:	10,351,555	Returning Veteran:	0	Mineral:	0	0	Recovered TIF EAV	0	0
	837,013,777	Disabled Veteran:	100,000	Pollution Control:	0	0	Aggregate Extension:	328,042	
Less Assessments < 150	-12,331	Disabled 30% Veteran	79,384	State Railroad:	10,351,555	10,351,555	Rate Increase:	0.00000	
	837,001,446	Disabled 50% Veteran	147,137	Local Railroad:	0	0	TIF Loss EAV:	7,202,584	
Less Exemptions	-94,006,977	Disabled 70% Veteran	21,097,316	Overlapping Counties	<b>766,060,871</b>	<b>758,858,287</b>	EZ EAV Reduction:	0	
<b>Net Taxable Value</b>	<b>766,060,871</b>	Disabled Person:	339,943				EZ Tax Reduction:	0.00	
		Leasehold Owner:	0				Industrial Tax Abatement:	0.00	
		Natural Disaster:	0						
		:	0						
		:	0						
		:	0						
		:	0						
		:	0						
		:	0						
			<b>94,006,977</b>						

Fund	Levy Request	Max Rate	Auto Set To Max	Calculated Rate	Calculated Taxes	PTELL Factor	PTELL Rate	(w/overrides) Final Rate	Final Taxes	% of Total
064 Ambulance Service	440,000	0.25000		0.05799	440,061.96			0.05799	440,061.96	99.86%
209 Prior Year Adjustment (Sb508)	571	0.00000		0.00008	607.09			0.00008	607.09	0.14%
	<b>440,571</b>			<b>0.05807</b>	<b>440,669.05</b>			<b>0.05807</b>	<b>440,669.05</b>	<b>100.00%</b>



*Jonathan McLean*

I, Jonathan McLean, County Clerk for Monroe County Illinois, do hereby certify this report to be a true and complete copy of the 2023 extension information.

# District Extension Summary


F001 - WATERLOO FIRE DIST

10/14/2024 2:25 pm

Tax Year 2023

Assessed (BoR Eq.)	State Equalized (-1.03000)	Exemptions	Amount	State Category	Net Taxable Value	After EZ & TIF	Other Information	County	District
Land:	117,725,840	Owner Occupied:	32,174,777	Farm:	58,537,426	58,537,426	PTELL:		
Farm Land:	12,495,908	Elderly:	8,956,385	Residential:	440,623,128	440,623,128	New Property EAV:	11,177,654	11,177,654
Building:	483,706,461	Senior Freeze:	12,045,578	Commercial:	59,881,167	59,881,167	Annexations EAV:	0	0
Farm Building:	2,508,050	Home Improvement:	589,840	Industrial:	3,490,755	3,490,755	Disconnection EAV:	0	0
State Assessed:	0	Returning Veteran:	0	Mineral:	0	0	Recovered TIF EAV	0	0
	616,436,259	Disabled Veteran:	0	Pollution Control:	0	0	Aggregate Extension:	0	0
Less Assessments < 150	-3,971	Disabled 30% Veteran	54,384	State Railroad:	0	0	Rate Increase:	0.00000	
	616,432,288	Disabled 50% Veteran	90,877	Local Railroad:	0	0	TIF Loss EAV:	0	
Less Exemptions	-71,762,242	Disabled 70% Veteran	17,624,401	Overlapping Counties	<b>562,532,476</b>	<b>562,532,476</b>	EZ EAV Reduction:	0	
<b>Net Taxable Value</b>	<b>562,532,476</b>	Disabled Person:	226,000	St. Clair (Actual)	3,138,764	3,138,764	EZ Tax Reduction:	0.00	
		Leasehold Owner:	0	Industrial Tax Abatement:				0.00	
		Natural Disaster:	0						
		:	0						
		:	0						
		:	0						
		:	0						
			<b>71,762,242</b>						

Fund	Levy Request	Max Rate	Auto Set To Max	Calculated Rate	Calculated Taxes	PTELL Factor	PTELL Rate	(w/overrides) Final Rate	Final Taxes	% of Total
001 Corporate	1,208,060	0.30000		0.21357	1,201,400.57			0.21357	1,201,400.57	95.83%
027 Audit	7,500	0.00500		0.00133	7,481.68			0.00133	7,481.68	0.60%
035 Insurance	45,000	0.00000		0.00796	44,777.58			0.00796	44,777.58	3.57%
	<b>1,260,560</b>			<b>0.22286</b>	<b>1,253,659.83</b>			<b>0.22286</b>	<b>1,253,659.83</b>	<b>100.00%</b>



*Jonathan McLean*

I, Jonathan McLean, County Clerk for Monroe County Illinois, do hereby certify this report to be a true and complete copy of the 2023 extension information.

# District Extension Summary


F002 - COLUMBIA FIRE DIST

10/14/2024 2:25 pm

Tax Year 2023

Assessed (BoR Eq.)	State Equalized (-1.03000)	Exemptions Amount	State Category	Net Taxable Value	After EZ & TIF	Other Information	County	District
Land:	101,865,510	104,890,745	Farm:	16,094,229	16,092,114	PTELL:		
Farm Land:	6,669,988	6,669,988	Residential:	384,378,300	384,378,300	New Property EAV:	5,393,056	5,408,253
Building:	389,905,270	401,485,494	Commercial:	58,432,062	57,837,392	Annexations EAV:	0	0
Farm Building:	1,357,800	1,357,800	Industrial:	7,365,298	7,365,298	Disconnection EAV:	0	0
State Assessed:	3,472,908	3,472,908	Mineral:	0	0	Recovered TIF EAV	0	0
	503,271,476	517,876,935	Pollution Control:	0	0	Aggregate Extension:	0.00000	
Less Assessments < 150	-2,903	-2,912	State Railroad:	3,472,908	3,472,908	Rate Increase:	596,785	
	503,268,573	517,874,023	Local Railroad:	0	0	TIF Loss EAV:	0	
Less Exemptions	-48,131,226	10,054,715	Overlapping Counties	<b>469,742,797</b>	<b>469,146,012</b>	EZ EAV Reduction:	0	
<b>Net Taxable Value</b>	<b>469,742,797</b>	122,000	St. Clair (Actual)	47,847,528	47,847,528	Industrial Tax Abatement:	0.00	
		0		<b>516,993,540</b>				
		0						
		0						
		0						
		0						
		<b>48,131,226</b>						

Fund	Levy Request	Max Rate	Auto Set To Max	Calculated Rate	Calculated Taxes	PTELL Factor	PTELL Rate	(w/overrides) Final Rate	Final Taxes	% of Total
001 Corporate	1,006,175	0.25000		0.19463	913,098.67		0.19463	0.19463	913,098.67	77.99%
035 Tort And Immunity	57,000	0.00000		0.01103	51,746.79		0.01103	0.01103	51,746.79	4.42%
064 Ambulance Service	227,000	0.30000		0.04391	206,001.97		0.04391	0.04391	206,001.97	17.59%
	<b>1,290,175</b>			<b>0.24957</b>	<b>1,170,847.43</b>		<b>0.24957</b>	<b>0.24957</b>	<b>1,170,847.43</b>	<b>100.00%</b>



*Jonathan McLean*

I, Jonathan McLean, County Clerk for Monroe County Illinois, do hereby certify this report to be a true and complete copy of the 2023 extension information.





# District Extension Summary


F004 - NEW ATHENS FIRE DIST

10/14/2024 2:25 pm

Tax Year 2023

Assessed (BoR Eq.)	State Equalized (-1.03000)	Exemptions	Amount	State Category	Net Taxable Value	After EZ & TIF	Other Information	County	District
Land:	83,690	Owner Occupied:	36,000	Farm:	474,172	474,172	PTELL:		
Farm Land:	133,097	Elderly:	10,000	Residential:	249,774	249,774	New Property EAV:	3,697	243,972
Building:	440,770	Senior Freeze:	51,267	Commercial:	0	0	Annexations EAV:	0	0
Farm Building:	148,080	Home Improvement:	0	Industrial:	0	0	Disconnection EAV:	0	0
State Assessed:	0	Returning Veteran:	0	Mineral:	0	0	Recovered TIF EAV	0	0
	805,637	Disabled Veteran:	0	Pollution Control:	0	0	Aggregate Extension:	0	0
		Disabled 30% Veteran	0	State Railroad:	0	0	Rate Increase:	0.00000	
		Disabled 50% Veteran	0	Local Railroad:	0	0	TIF Loss EAV:	0	
		Disabled 70% Veteran	0		<b>723,946</b>	<b>723,946</b>	EZ EAV Reduction:	0	
Less Exemptions	-97,267	Disabled Person:	0	Overlapping Counties			EZ Tax Reduction:	0.00	
<b>Net Taxable Value</b>	<b>723,946</b>	Leasehold Owner:	0	St. Clair (Actual)		58,433,236	Industrial Tax Abatement:	0.00	
		Natural Disaster:	0			<b>59,157,182</b>			
		:	0						
		:	0						
		:	0						
		:	0						
		:	97,267						

Fund	Levy Request	Max Rate	Auto Set To Max	Calculated Rate	Calculated Taxes	PTELL Factor	PTELL Rate	(w/overrides) Final Rate	Final Taxes	% of Total
001 Corporate	160,000	0.30000		0.27047	1,958.06		Rate	0.27047	1,958.06	46.69%
027 Audit	2,700	0.00500		0.00457	33.08			0.00457	33.08	0.79%
035 Tort And Immunity	20,000	0.00000		0.03381	244.77			0.03381	244.77	5.84%
064 Ambulance Service	160,000	0.30000		0.27047	1,958.05			0.27047	1,958.05	46.69%
	<b>342,700</b>			<b>0.57932</b>	<b>4,193.96</b>			<b>0.57932</b>	<b>4,193.96</b>	<b>100.00%</b>



*Jonathan McLean*

I, Jonathan McLean, County Clerk for Monroe County Illinois, do hereby certify this report to be a true and complete copy of the 2023 extension information.


10/14/2024 2:25 pm

F005 - VALMEYER FIRE DIST

Tax Year 2023

Assessed (BoR Eq.)	State Equalized (-1.03000)	Exemptions	Amount	State Category	Net Taxable Value	After EZ & TIF	Other Information	County	District
Land:	7,051,352	Owner Occupied:	3,172,061	Farm:	15,673,934	15,673,934	PTELL:	721,311	721,311
Farm Land:	8,849,410	Elderly:	727,521	Residential:	31,445,517	31,445,517	New Property EAV:	0	0
Building:	43,490,410	Senior Freeze:	821,865	Commercial:	8,811,647	1,609,063	Annexations EAV:	0	0
Farm Building:	1,228,870	Home Improvement:	20,810	Industrial:	1,060,210	1,060,210	Disconnection EAV:	0	0
State Assessed:	5,204,989	Returning Veteran:	0	Mineral:	0	0	Recovered TIF EAV:	0	0
	65,825,031	Disabled Veteran:	0	Pollution Control:	0	0	Aggregate Extension:	217,624	217,624
Less Assessments < 150	-4,873	Disabled 30% Veteran	2,500	State Railroad:	5,204,989	5,204,989	Rate Increase:	0.00000	0.00000
	65,820,158	Disabled 50% Veteran	35,000	Local Railroad:	0	0	TIF Loss EAV:	7,202,584	7,202,584
	67,321,137	Disabled 70% Veteran	315,140	Overlapping Counties	62,196,297	54,993,713	EZ EAV Reduction:	0	0
Less Exemptions	-5,124,840	Disabled Person:	29,943				EZ Tax Reduction:	0.00	0.00
<b>Net Taxable Value</b>	<b>62,196,297</b>	Leasehold Owner:	0				Industrial Tax Abatement:	0.00	0.00
		Natural Disaster:	0						
		:	0						
		:	0						
		:	0						
		:	0						
		:	0						
		:	0						
			<b>5,124,840</b>						

Fund	Levy Request	Max Rate	Auto Set To Max	Calculated Rate	Calculated Taxes	PTELL Factor	PTELL Rate	(w/overrides) Final Rate	Final Taxes	% of Total
001 Corporate	213,430	0.45554		0.38810	213,430.61			0.38810	213,430.61	92.98%
035 Tort And Immunity	16,000	0.00000		0.02910	16,003.17			0.02910	16,003.17	6.97%
209 Prior Year Adjustment (Sb508)	95	0.00000		0.00018	98.99			0.00018	98.99	0.04%
	<b>229,525</b>			<b>0.41738</b>	<b>229,532.77</b>			<b>0.41738</b>	<b>229,532.77</b>	<b>100.00%</b>



*Jonathan McLean*

I, Jonathan McLean, County Clerk for Monroe County Illinois, do hereby certify this report to be a true and complete copy of the 2023 extension information.




10/14/2024 2:25 pm

J522 - S.W. ILLINOIS COLLEGE #522

Tax Year 2023

Assessed (BoR Eq.)	State Equalized (-1.03000)	Exemptions Amount	State Category	Net Taxable Value	After EZ & TIF	Other Information	County	District		
Land: 247,482,487	254,832,313	Owner Occupied: 67,815,092	Farm:	154,853,604	154,851,489	PTELL:				
Farm Land: 48,583,788	48,583,788	Elderly: 18,159,163	Residential:	925,929,198	925,929,198	New Property EAV:	18,214,277	63,974,507		
Building: 1,020,945,645	1,051,267,806	Senior Freeze: 22,874,772	Commercial:	128,842,867	121,045,613	Annexations EAV:	0	0		
Farm Building: 9,448,870	9,448,870	Home Improvement: 1,265,133	Industrial:	12,353,536	12,353,536	Disconnection EAV:	0	46,650		
State Assessed: 13,824,463	13,824,463	Returning Veteran: 5,000	Mineral:	0	0	Recovered TIF EAV	0	0		
Less Assessments < 150	-15,369	Disabled Veteran: 100,000	Pollution Control:	0	0	Aggregate Extension:	0	0		
1,340,285,253	1,377,957,240	Disabled 30% Veteran: 92,932	State Railroad:	13,824,463	13,824,463	Rate Increase:	0.00000			
1,340,270,019	1,377,941,871	Disabled 50% Veteran: 212,137	Local Railroad:	0	0	TIF Loss EAV:	7,799,369			
Less Exemptions	-142,138,203	Disabled 70% Veteran: 31,152,031	Overlapping Counties	<b>1,235,803,668</b>	<b>1,228,004,299</b>	EZ EAV Reduction:	0			
<b>Net Taxable Value</b>	<b>1,235,803,668</b>	Disabled Person: 461,943	St. Clair (Actual)	4,639,652,071	4,639,652,071	EZ Tax Reduction:	0.00			
		Leasehold Owner:	Montgomery (Actual)	267,248	267,248	Industrial Tax Abatement:	0.00			
		Natural Disaster:	Madison (Actual)	2,880,241,155	2,880,241,155					
		:	Perry (Actual)	3,444,658	3,444,658					
		:	Randolph (Actual)	561,674,049	561,674,049					
		:	Washington (Actual)	77,975,372	77,975,372					
		<b>142,138,203</b>		<b>9,391,258,852</b>	<b>9,391,258,852</b>					
Fund	Levy Request	Max Rate	Auto Set To Max	Calculated Rate	Calculated Taxes	PTELL Factor	PTELL Rate	Final Rate (w/overrides)	Final Taxes	% of Total
002 Education	11,758,582	0.13200		0.12521	1,537,583.96			0.12521	1,537,583.96	31.58%
003 Bonds And Interest	4,747,972	0.00000		0.05056	620,878.88			0.05056	620,878.88	12.75%
004 Building And Maintenance	2,494,245	0.02800		0.02656	326,157.89			0.02656	326,157.89	6.70%
027 Audit	178,160	0.00500		0.00190	23,332.08			0.00190	23,332.08	0.48%
032 Fire And Safety	3,250,000	0.05000		0.03461	425,012.22			0.03461	425,012.22	8.73%
035 Tort And Immunity	3,221,539	0.00000		0.03431	421,328.21			0.03431	421,328.21	8.65%
047 Social Security	600,000	0.00000		0.00639	78,469.46			0.00639	78,469.46	1.61%
149 Equalization Factor	10,983,585	0.13970		0.11696	1,436,273.61			0.11696	1,436,273.61	29.50%
	<b>37,234,083</b>			<b>0.39650</b>	<b>4,869,036.31</b>			<b>0.39650</b>	<b>4,869,036.31</b>	<b>100.00%</b>



*Jonathan McLean*

I, Jonathan McLean, County Clerk for Monroe County Illinois, do hereby certify this report to be a true and complete copy of the 2023 extension information.




10/14/2024 2:25 pm

L007 - VALMEYER LIBRARY

Tax Year 2023

Assessed (BoR Eq.)	State Equalized (-1.03000)	Exemptions	Amount	State Category	Net Taxable Value	After EZ & TIF	Other Information	County	District
Land:	10,961,272	Owner Occupied:	4,604,582	Farm:	33,119,392	33,119,392	PTELL:		
Farm Land:	17,989,453	Elderly:	1,115,585	Residential:	42,796,325	42,796,325	New Property EAV:	767,381	767,381
Building:	60,624,090	Senior Freeze:	1,164,116	Commercial:	8,909,550	1,706,966	Annexations EAV:	0	0
Farm Building:	2,325,630	Home Improvement:	50,030	Industrial:	1,421,840	1,421,840	Disconnection EAV:	0	0
State Assessed:	11,035,451	Returning Veteran:	0	Mineral:	0	0	Recovered TIF EAV	0	0
	102,935,896	Disabled Veteran:	0	Pollution Control:	0	0	Aggregate Extension:	68,855	
Less Assessments < 150	-6,113	Disabled 30% Veteran	5,000	State Railroad:	11,035,451	11,035,451	Rate Increase:	0.00000	
	102,929,783	Disabled 50% Veteran	35,000	Local Railroad:	0	0	TIF Loss EAV:	7,202,584	
		Disabled 70% Veteran	758,903	Overlapping Counties	<b>97,282,558</b>	<b>90,079,974</b>	EZ EAV Reduction:	0	
Less Exemptions	-7,773,159	Disabled Person:	39,943				EZ Tax Reduction:	0.00	
<b>Net Taxable Value</b>	<b>97,282,558</b>	Leasehold Owner:	0				Industrial Tax Abatement:	0.00	
		Natural Disaster:	0						
		:	0						
		:	0						
		:	0						
		:	0						
		:	0						
		:	0						
			<b>7,773,159</b>						

Fund	Levy Request	Max Rate	Auto Set To Max	Calculated Rate	Calculated Taxes	PTELL Factor	PTELL Rate	Final Rate (w/overrides)	Final Taxes	% of Total
001 Corporate	69,046	0.13000		0.07665	69,046.54			0.07665	69,046.54	99.91%
209 Prior Year Adjustment (Sb508)	58	0.00000		0.00007	63.06			0.00007	63.06	0.09%
	<b>69,104</b>			<b>0.07672</b>	<b>69,109.60</b>			<b>0.07672</b>	<b>69,109.60</b>	<b>100.00%</b>



*Jonathan McLean*

I, Jonathan McLean, County Clerk for Monroe County Illinois, do hereby certify this report to be a true and complete copy of the 2023 extension information.

# District Extension Summary


10/14/2024 2:25 pm

L008 - NEW ATHENS LIBRARY

Tax Year 2023

Assessed (BoR Eq.)	State Equalized (-1.03000)	Exemptions	Amount	State Category	Net Taxable Value	After EZ & TIF	Other Information	County	District
Land:	691,810	Owner Occupied:	336,000	Farm:	1,679,928	1,679,928	PTELL:		
Farm Land:	622,152	Elderly:	110,000	Residential:	2,714,244	2,714,244	New Property EAV:	14,086	254,361
Building:	3,408,410	Senior Freeze:	120,062	Commercial:	0	0	Annexations EAV:	0	0
Farm Building:	256,890	Home Improvement:	0	Industrial:	0	0	Disconnection EAV:	0	0
State Assessed:	0	Returning Veteran:	0	Mineral:	0	0	Recovered TIF EAV	0	0
	4,979,262	Disabled Veteran:	0	Pollution Control:	0	0	Aggregate Extension:	0.00000	
Less Assessments < 150	-98	Disabled 30% Veteran	2,500	State Railroad:	0	0	Rate Increase:		
	4,979,164	Disabled 50% Veteran	0	Local Railroad:	0	0	TIF Loss EAV:	0	
Less Exemptions	5,100,936	Disabled 70% Veteran	134,202	Overlapping Counties	4,394,172	4,394,172	EZ EAV Reduction:	0.00	
	-706,764	Disabled Person:	4,000	St. Clair (Actual)	85,876,620	85,876,620	EZ Tax Reduction:	0.00	
<b>Net Taxable Value</b>	<b>4,394,172</b>	Leasehold Owner:	0				Industrial Tax Abatement:	0.00	
		Natural Disaster:	0						
		:	0						
		:	0						
		:	0						
		:	0						
			<b>706,764</b>						

Fund	Levy Request	Max Rate	Auto Set To Max	Calculated Rate	Calculated Taxes	PTELL Factor	PTELL Rate	(w/overrides) Final Rate	Final Taxes	% of Total
001 Corporate	120,000	0.15000		0.13294	5,841.62			0.13294	5,841.62	68.18%
004 Equipment And Building	16,000	0.02000		0.01773	779.09			0.01773	779.09	9.09%
027 Audit	3,500	0.00500		0.00388	170.49			0.00388	170.49	1.99%
047 Social Security	15,000	0.00000		0.01662	730.31			0.01662	730.31	8.52%
062 Workmens Compensation	21,500	0.00000		0.02382	1,046.69			0.02382	1,046.69	12.22%
	<b>176,000</b>			<b>0.19499</b>	<b>8,568.20</b>			<b>0.19499</b>	<b>8,568.20</b>	<b>100.00%</b>



*Jonathan McLean*

I, Jonathan McLean, County Clerk for Monroe County Illinois, do hereby certify this report to be a true and complete copy of the 2023 extension information.



# District Extension Summary


10/14/2024 2:25 pm

M003 - WATERLOO PARK

Tax Year 2023

Assessed (BoR Eq.)	State Equalized (-1.03000)	Exemptions	Amount	State Category	Net Taxable Value	After EZ & TIF	Other Information	County	District
Land:	73,984,700	Owner Occupied:	20,276,219	Farm:	1,256,968	1,256,968	PTELL:		
Farm Land:	549,834	Elderly:	5,658,878	Residential:	281,795,932	281,795,932	New Property EAV:	7,971,312	7,971,312
Building:	293,261,295	Senior Freeze:	6,336,737	Commercial:	53,835,356	53,835,356	Annexations EAV:	0	0
Farm Building:	82,420	Home Improvement:	169,390	Industrial:	535,661	535,661	Disconnection EAV:	0	0
State Assessed:	0	Returning Veteran:	0	Mineral:	0	0	Recovered TIF EAV:	0	0
	367,878,249	Disabled Veteran:	0	Pollution Control:	0	0	Aggregate Extension:	337,259	
Less Assessments < 150	-1,449	Disabled 30% Veteran	37,288	State Railroad:	0	0	Rate Increase:	0.00000	
	367,876,800	Disabled 50% Veteran	45,877	Local Railroad:	0	0	TIF Loss EAV:	0	
	378,784,047	Disabled 70% Veteran	8,693,741	Overlapping Counties	337,423,917	337,423,917	EZ EAV Reduction:	0	
Less Exemptions	-41,360,130	Disabled Person:	142,000				EZ Tax Reduction:	0.00	
<b>Net Taxable Value</b>	<b>337,423,917</b>	Leasehold Owner:	0				Industrial Tax Abatement:	0.00	
		Natural Disaster:	0						
		:	0						
		:	0						
		:	0						
		:	0						
		:	0						
		:	0						
			<b>41,360,130</b>						

Fund	Levy Request	Max Rate	Auto Set To Max	Calculated Rate	Calculated Taxes	PTELL Factor	PTELL Rate	(w/overrides) Final Rate	Final Taxes	% of Total
001 Corporate	319,121	0.10000		0.09458	319,135.37			0.09458	319,135.37	82.83%
003 Bonds 133	30,667	0.00000		0.00909	30,671.82			0.00909	30,671.82	7.96%
035 Tort And Immunity	35,000	0.00000		0.01038	35,024.58			0.01038	35,024.58	9.09%
209 Prior Year Adjustment (Sb508)	457	0.00000		0.00014	472.39			0.00014	472.39	0.12%
	<b>385,245</b>			<b>0.11419</b>	<b>385,304.16</b>			<b>0.11419</b>	<b>385,304.16</b>	<b>100.00%</b>



*Jonathan McLean*

I, Jonathan McLean, County Clerk for Monroe County Illinois, do hereby certify this report to be a true and complete copy of the 2023 extension information.

# District Extension Summary


10/14/2024 2:25 pm

M004 - WATERLOO CEMETERY

Tax Year 2023

Assessed (BoR Eq.)	State Equalized (-1.03000)	Exemptions	Amount	State Category	Net Taxable Value	After EZ & TIF	Other Information	County	District
Land:	73,984,700	Owner Occupied:	20,276,219	Farm:	1,256,968	1,256,968	PTELL:		
Farm Land:	549,834	Elderly:	5,658,878	Residential:	281,795,932	281,795,932	New Property EAV:	7,971,312	7,971,312
Building:	293,261,295	Senior Freeze:	6,336,737	Commercial:	53,835,356	53,835,356	Annexations EAV:	0	0
Farm Building:	82,420	Home Improvement:	169,390	Industrial:	535,661	535,661	Disconnection EAV:	0	0
State Assessed:	0	Returning Veteran:	0	Mineral:	0	0	Recovered TIF EAV:	0	0
	367,878,249	Disabled Veteran:	0	Pollution Control:	0	0	Aggregate Extension:	12,868	
Less Assessments < 150	-1,449	Disabled 30% Veteran	37,288	State Railroad:	0	0	Rate Increase:	0.00000	
	367,876,800	Disabled 50% Veteran	45,877	Local Railroad:	0	0	TIF Loss EAV:	0	
Less Exemptions	-41,360,130	Disabled 70% Veteran	8,693,741	Overlapping Counties	337,423,917	337,423,917	EZ EAV Reduction:	0	
<b>Net Taxable Value</b>	<b>337,423,917</b>	Disabled Person:	142,000				EZ Tax Reduction:	0.00	
		Leasehold Owner:	0				Industrial Tax Abatement:	0.00	
		Natural Disaster:	0						
		:	0						
		:	0						
		:	0						
		:	0						
		:	0						
		:	0						
			<b>41,360,130</b>						

Fund	Levy Request	Max Rate	Auto Set To Max	Calculated Rate	Calculated Taxes	PTELL Factor	PTELL Rate	Final Rate (w/overrides)	Final Taxes	% of Total
001 Corporate	13,503	0.06000		0.00401	13,531.10			0.00401	13,531.10	99.75%
209 Prior Year Adjustment (Sb508)	16	0.00000		0.00001	33.74			0.00001	33.74	0.25%
	<b>13,519</b>			<b>0.00402</b>	<b>13,564.84</b>			<b>0.00402</b>	<b>13,564.84</b>	<b>100.00%</b>



*Jonathan McLean*

I, Jonathan McLean, County Clerk for Monroe County Illinois, do hereby certify this report to be a true and complete copy of the 2023 extension information.



# District Extension Summary


10/14/2024 2:25 pm

M005 - COLUMBIA LEVEE

Tax Year 2023

Assessed (BoR Eq.)	State Equalized (-1.03000)	Exemptions	Amount	State Category	Net Taxable Value	After EZ & TIF	Other Information	County	District
Land:	197,815	Owner Occupied:	138,000	Farm:	5,216,440	5,216,440	PTELL:		
Farm Land:	3,995,546	Elderly:	50,000	Residential:	1,020,004	1,020,004	New Property EAV:	0	0
Building:	1,780,280	Senior Freeze:	16,533	Commercial:	43,875	43,875	Annexations EAV:	0	0
Farm Building:	508,420	Home Improvement:	1,890	Industrial:	0	0	Disconnection EAV:	0	0
State Assessed:	2,646,234	Returning Veteran:	0	Mineral:	0	0	Recovered TIF EAV:	0	0
	9,128,295	Disabled Veteran:	0	Pollution Control:	0	0	Aggregate Extension:	0	0
Less Assessments < 150	-255	Disabled 30% Veteran	0	State Railroad:	2,646,234	2,646,234	Rate Increase:	0.00000	
	9,128,040	Disabled 50% Veteran	0	Local Railroad:	0	0	TIF Loss EAV:	0	
Less Exemptions	-260,223	Disabled 70% Veteran	53,800	Overlapping Counties	<b>8,926,553</b>	<b>8,926,553</b>	EZ EAV Reduction:	0	
<b>Net Taxable Value</b>	<b>8,926,553</b>	Disabled Person:	0				EZ Tax Reduction:	0.00	
		Leasehold Owner:	0				Industrial Tax Abatement:	0.00	
		Natural Disaster:	0						
		:	0						
		:	0						
		:	0						
		:	0						
			<b>260,223</b>						

Fund	Levy Request	Max Rate	Auto Set To Max	Calculated Rate	Calculated Taxes	PTELL Factor	PTELL Rate	Final Rate (w/overrides)	Final Taxes	% of Total
023 Special Service Area	100,000	0.00000		1.12026	100,000.52			1.12026	100,000.52	100.00%
	<b>100,000</b>			<b>1.12026</b>	<b>100,000.52</b>			<b>1.12026</b>	<b>100,000.52</b>	<b>100.00%</b>



*Jonathan McLean*

I, Jonathan McLean, County Clerk for Monroe County Illinois, do hereby certify this report to be a true and complete copy of the 2023 extension information.


10/14/2024 2:25 pm

M006 - HARRISONVILLE LEVEE

Tax Year 2023

Assessed (BoR Eq.)	State Equalized (-1.03000)	Exemptions	Amount	State Category	Net Taxable Value	After EZ & TIF	Other Information	County	District
Land:	461,280	Owner Occupied:	552,000	Farm:	10,792,905	10,792,905	PTELL:		
Farm Land:	8,274,995	Elderly:	115,000	Residential:	2,694,444	2,694,444	New Property EAV:	0	0
Building:	4,472,550	Senior Freeze:	80,938	Commercial:	73,705	73,705	Annexations EAV:	0	0
Farm Building:	1,020,090	Home Improvement:	7,060	Industrial:	7,126	7,126	Disconnection EAV:	0	0
State Assessed:	6,340,652	Returning Veteran:	0	Mineral:	0	0	Recovered TIF EAV:	0	0
	20,569,567	Disabled Veteran:	0	Pollution Control:	0	0	Aggregate Extension:	0	0
Less Assessments < 150	-505	Disabled 30% Veteran	2,500	State Railroad:	6,340,652	6,340,652	Rate Increase:	0.00000	
	20,569,062	Disabled 50% Veteran	0	Local Railroad:	0	0	TIF Loss EAV:	0	
Less Exemptions	-806,735	Disabled 70% Veteran	45,237	Overlapping Counties	19,908,832	19,908,832	EZ EAV Reduction:	0	
<b>Net Taxable Value</b>	<b>19,908,832</b>	Disabled Person:	4,000				EZ Tax Reduction:	0.00	
		Leasehold Owner:	0				Industrial Tax Abatement:	0.00	
		Natural Disaster:	0						
		:	0						
		:	0						
		:	0						
		:	0						
		:	0						
			<b>806,735</b>						

Fund	Levy Request	Max Rate	Auto Set To Max	Calculated Rate	Calculated Taxes	PTELL Factor	PTELL Rate	(w/overrides) Final Rate	Final Taxes	% of Total
023 Special Service Area	130,000	1.50000		0.65298	130,000.84			0.65298	130,000.84	100.00%
	<b>130,000</b>			<b>0.65298</b>	<b>130,000.84</b>			<b>0.65298</b>	<b>130,000.84</b>	<b>100.00%</b>



*Jonathan McLean*

I, Jonathan McLean, County Clerk for Monroe County Illinois, do hereby certify this report to be a true and complete copy of the 2023 extension information.


10/14/2024 2:25 pm

M008 - FISH LAKE LEVEE & DRAINAGE

Tax Year 2023

Assessed (BoR Eq.)	State Equalized (-1.03000)	Exemptions	Amount	State Category	Net Taxable Value	After EZ & TIF	Other Information	County	District
Land:	909,270	Owner Occupied:	42,000	Farm:	1,171,041	1,171,041	PTELL:	189,094	189,094
Farm Land:	844,174	Elderly:	20,000	Residential:	129,856	129,856	New Property EAV:	0	0
Building:	6,065,130	Senior Freeze:	0	Commercial:	2,932,883	2,932,883	Annexations EAV:	0	0
Farm Building:	74,870	Home Improvement:	0	Industrial:	3,804,482	3,804,482	Disconnection EAV:	0	0
State Assessed:	725,675	Returning Veteran:	0	Mineral:	0	0	Recovered TIF EAV:	0	0
	8,619,119	Disabled Veteran:	0	Pollution Control:	0	0	Aggregate Extension:	0	0
Less Assessments < 150	-317	Disabled 30% Veteran	0	State Railroad:	725,675	725,675	Rate Increase:	0.00000	0.00000
	8,618,802	Disabled 50% Veteran	0	Local Railroad:	0	0	TIF Loss EAV:	0	0
	8,825,937	Disabled 70% Veteran	0	Overlapping Counties	8,763,937	8,763,937	EZ EAV Reduction:	0	0
Less Exemptions	-62,000	Disabled Person:	0				EZ Tax Reduction:	0.00	0.00
<b>Net Taxable Value</b>	<b>8,763,937</b>	Leasehold Owner:	0				Industrial Tax Abatement:	0.00	0.00
		Natural Disaster:	0						
		:	0						
		:	0						
		:	0						
		:	0						
		:	0						
			<b>62,000</b>						

Fund	Levy Request	Max Rate	Auto Set To Max	Calculated Rate	Calculated Taxes	PTELL Factor	PTELL Rate	Final Rate (w/overrides)	Final Taxes	% of Total
023 Special Service Area	55,000	0.00000		0.62758	55,000.75			0.62758	55,000.75	100.00%
	<b>55,000</b>			<b>0.62758</b>	<b>55,000.75</b>			<b>0.62758</b>	<b>55,000.75</b>	<b>100.00%</b>



*Jonathan McLean*

I, Jonathan McLean, County Clerk for Monroe County Illinois, do hereby certify this report to be a true and complete copy of the 2023 extension information.




10/14/2024 2:25 pm

RD01 - ROAD DIST TWP 3-7&8

Tax Year 2023

Assessed (BoR Eq.)	State Equalized (-1.03000)	Exemptions	Amount	State Category	Net Taxable Value	After EZ & TIF	Other Information	County	District
Land:	5,307,780	Owner Occupied:	1,908,000	Farm:	18,616,491	18,616,491	PTELL:	270,287	270,287
Farm Land:	5,328,035	Elderly:	565,000	Residential:	19,491,909	19,491,909	New Property EAV:	0	0
Building:	29,249,126	Senior Freeze:	795,100	Commercial:	71,349	71,349	Annexations EAV:	0	0
Farm Building:	1,486,600	Home Improvement:	85,830	Industrial:	63,471	63,471	Disconnection EAV:	0	0
State Assessed:	0	Returning Veteran:	0	Mineral:	0	0	Recovered TIF EAV	0	0
	41,371,541	Disabled Veteran:	0	Pollution Control:	0	0	Aggregate Extension:	155,271	
Less Assessments < 150	-380	Disabled 30% Veteran	5,000	State Railroad:	0	0	Rate Increase:	0.00000	
	41,371,161	Disabled 50% Veteran	1,260	Local Railroad:	0	0	TIF Loss EAV:	0	
	41,371,161	Disabled 70% Veteran	778,048	Overlapping Counties	38,243,220	38,243,220	EZ EAV Reduction:	0	
Less Exemptions	-4,154,238	Disabled Person:	16,000				EZ Tax Reduction:	0.00	
<b>Net Taxable Value</b>	<b>38,243,220</b>	Leasehold Owner:	0				Industrial Tax Abatement:	0.00	
		Natural Disaster:	0						
		:	0						
		:	0						
		:	0						
		:	0						
		:	0						
		:	0						
			<b>4,154,238</b>						

Fund	Levy Request	Max Rate	Auto Set To Max	Calculated Rate	Calculated Taxes	PTELL Factor	PTELL Rate	(w/overrides) Final Rate	Final Taxes	% of Total
001 Corporate	100,000	0.33000		0.26149	100,002.20	0.98822	0.25841	0.25841	98,824.38	59.98%
008 Joint Bridge	3,000	0.05000		0.00785	3,002.09	0.98822	0.00776	0.00776	2,967.68	1.80%
010 Equipment And Building	13,000	0.03500		0.03400	13,002.69	0.98822	0.03360	0.03360	12,849.73	7.80%
027 Audit	1,800	0.00500		0.00471	1,801.26	0.98822	0.00465	0.00465	1,778.31	1.08%
035 Tort And Immunity	1,000	0.00000		0.00262	1,001.97	0.98822	0.00259	0.00259	990.50	0.60%
047 Social Security	2,000	0.00000		0.00523	2,000.12	0.98822	0.00517	0.00517	1,977.18	1.20%
050 Special Road	45,340	0.16700		0.11856	45,341.16	0.98822	0.11716	0.11716	44,805.79	27.19%
209 Prior Year Adjustment (Sb508)	566	0.00000		0.00149	569.82			0.00149	569.82	0.35%
	<b>166,706</b>			<b>0.43595</b>	<b>166,721.31</b>		<b>0.42934</b>	<b>0.43083</b>	<b>164,763.39</b>	<b>100.00%</b>



*Jonathan McLean*

I, Jonathan McLean, County Clerk for Monroe County Illinois, do hereby certify this report to be a true and complete copy of the 2023 extension information.



### District Extension Summary


RD02 - ROAD DIST TWP 2-9

Property Tax  
10/14/2024 2:25 pm

Tax Year 2023

Assessed (BoR Eq.)	State Equalized (-1.03000)	Exemptions	Amount	State Category	Net Taxable Value	After EZ & TIF	Other Information	County	District
Land: 10,319,930	10,626,406	Owner Occupied: 2,708,515		Farm: 14,575,441	14,575,441	14,575,441	PTELL:	473,949	473,949
Farm Land: 2,865,780	2,865,780	Elderly: 781,671		Residential: 37,426,795	37,426,795	37,426,795	New Property EAV:	0	0
Building: 43,803,966	45,104,944	Senior Freeze: 1,209,895		Commercial: 105,009	105,009	105,009	Annexations EAV:	0	0
Farm Building: 518,090	518,090	Home Improvement: 88,710		Industrial: 157,678	157,678	157,678	Disconnection EAV:	0	0
State Assessed: 0	0	Returning Veteran: 0		Mineral: 0	0	0	Recovered TIF EAV	0	0
		Disabled Veteran: 0		Pollution Control: 0	0	0	Aggregate Extension:	250,493	0
Less Assessments < 150	-713	Disabled 30% Veteran: 2,500		State Railroad: 0	0	0	Rate Increase:	0.00000	0
		Disabled 50% Veteran: 15,000		Local Railroad: 0	0	0	TIF Loss EAV:	0	0
		Disabled 70% Veteran: 2,017,293		Overlapping Counties	<b>52,264,923</b>	<b>52,264,923</b>	EZ EAV Reduction:	0	0
		Disabled Person: 26,000					EZ Tax Reduction:	0.00	0.00
Less Exemptions	-6,849,584	Leasehold Owner: 0					Industrial Tax Abatement:	0.00	0.00
<b>Net Taxable Value</b>	<b>52,264,923</b>	Natural Disaster: 0							
		:							
		:							
		:							
		:							
		:							
		:	<b>6,849,584</b>						

Fund	Levy Request	Max Rate	Auto Set To Max	Calculated Rate	Calculated Taxes	PTELL Factor	PTELL Rate	Final Rate (w/overrides)	Final Taxes	% of Total
001 Corporate	154,000	0.33000		0.29466	154,003.83		Rate	0.29466	154,003.83	58.52%
008 Joint Bridge	5,000	0.05000		0.00957	5,001.75			0.00957	5,001.75	1.90%
010 Equipment And Building	17,000	0.03500		0.03253	17,001.78			0.03253	17,001.78	6.46%
027 Audit	1,289	0.00500		0.00247	1,290.94			0.00247	1,290.94	0.49%
035 Tort And Immunity	5,727	0.00000		0.01096	5,728.24			0.01096	5,728.24	2.18%
047 Social Security	3,000	0.00000		0.00574	3,000.01			0.00574	3,000.01	1.14%
050 Special Road	77,000	0.16700		0.14733	77,001.92			0.14733	77,001.92	29.26%
209 Prior Year Adjustment (Sb508)	118	0.00000		0.00023	120.21			0.00023	120.21	0.05%
	<b>263,134</b>			<b>0.50349</b>	<b>263,148.68</b>			<b>0.50349</b>	<b>263,148.68</b>	<b>100.00%</b>



*Jonathan McLean*

I, Jonathan McLean, County Clerk for Monroe County Illinois, do hereby certify this report to be a true and complete copy of the 2023 extension information.


10/14/2024 2:25 pm

RD03 - ROAD DIST TWP 3-9

Tax Year 2023

Assessed (BoR Eq.)	State Equalized (-1.03000)	Exemptions	Amount	State Category	Net Taxable Value	After EZ & TIF	Other Information	County	District
Land:	10,975,000	Owner Occupied:	3,834,525	Farm:	19,133,120	19,133,120	PTELL:	886,289	886,289
Farm Land:	4,204,560	Elderly:	950,836	Residential:	42,962,341	42,962,341	New Property EAV:	0	0
Building:	56,165,440	Senior Freeze:	1,527,592	Commercial:	1,915,098	1,915,098	Annexations EAV:	0	0
Farm Building:	764,280	Home Improvement:	130,170	Industrial:	1,109,131	1,109,131	Disconnection EAV:	0	0
State Assessed:	0	Returning Veteran:	0	Mineral:	0	0	Recovered TIF EAV	0	0
	72,109,280	Disabled Veteran:	0	Pollution Control:	0	0	Aggregate Extension:	232,126	232,126
Less Assessments < 150	-383	Disabled 30% Veteran	2,500	State Railroad:	0	0	Rate Increase:	0.00000	0.00000
	72,108,897	Disabled 50% Veteran	10,000	Local Railroad:	0	0	TIF Loss EAV:	0	0
		Disabled 70% Veteran	2,497,614	Overlapping Counties	65,119,690	65,119,690	EZ EAV Reduction:	0	0
Less Exemptions	-8,983,237	Disabled Person:	30,000				EZ Tax Reduction:	0.00	0.00
<b>Net Taxable Value</b>	<b>65,119,690</b>	Leasehold Owner:	0				Industrial Tax Abatement:	0.00	0.00
		Natural Disaster:	0						
		:	0						
		:	0						
		:	0						
		:	0						
		:	0						
		:	0						
			<b>8,983,237</b>						

Fund	Levy Request	Max Rate	Auto Set To Max	Calculated Rate	Calculated Taxes	PTELL Factor	PTELL Rate	Final Rate (w/overrides)	Final Taxes	% of Total
001 Corporate	142,233	0.33000		0.21842	142,234.43			0.21842	142,234.43	58.33%
008 Joint Bridge	2,500	0.05000		0.00384	2,500.60			0.00384	2,500.60	1.03%
010 Equipment And Building	12,389	0.03500		0.01903	12,392.28			0.01903	12,392.28	5.08%
027 Audit	2,380	0.00500		0.00366	2,383.38			0.00366	2,383.38	0.98%
035 Tort And Immunity	7,079	0.00000		0.01088	7,085.02			0.01088	7,085.02	2.91%
047 Social Security	5,159	0.00000		0.00793	5,163.99			0.00793	5,163.99	2.12%
050 Special Road	71,992	0.16700		0.11056	71,996.33			0.11056	71,996.33	29.52%
209 Prior Year Adjustment (Sb508)	104	0.00000		0.00016	104.19			0.00016	104.19	0.04%
	<b>243,836</b>			<b>0.37448</b>	<b>243,860.22</b>			<b>0.37448</b>	<b>243,860.22</b>	<b>100.00%</b>



*Jonathan McLean*


I, Jonathan McLean, County Clerk for Monroe County Illinois, do hereby certify this report to be a true and complete copy of the 2023 extension information.

Tax Year 2023

Assessed (BoR Eq.)	State Equalized (-1.03000)	Exemptions	Amount	State Category	Net Taxable Value	After EZ & TIF	Other Information	County	District
Land: 4,395,890	4,526,439	Owner Occupied:	1,853,524	Farm:	16,030,652	16,030,652	PTELL:	200,731	200,731
Farm Land: 4,655,249	4,655,249	Elderly:	535,000	Residential:	11,574,440	11,574,440	New Property EAV:	0	0
Building: 20,575,368	21,186,455	Senior Freeze:	561,736	Commercial:	498,159	498,159	Annexations EAV:	0	0
Farm Building: 1,325,760	1,325,760	Home Improvement:	66,680	Industrial:	0	0	Disconnection EAV:	0	0
State Assessed: 278,371	278,371	Returning Veteran:	0	Mineral:	0	0	Recovered TIF EAV	0	0
		Disabled Veteran:	0	Pollution Control:	0	0	Aggregate Extension:	132,316	
Less Assessments < 150	31,230,638	Disabled 30% Veteran	2,500	State Railroad:	278,371	278,371	Rate Increase:	0.00000	
	-1,742	Disabled 50% Veteran	10,000	Local Railroad:	0	0	TIF Loss EAV:	0	
	31,228,896	Disabled 70% Veteran	539,461	Overlapping Counties	28,381,622	28,381,622	EZ EAV Reduction:	0	
Less Exemptions	-3,588,901	Disabled Person:	20,000				EZ Tax Reduction:	0.00	
<b>Net Taxable Value</b>	<b>28,381,622</b>	Leasehold Owner:	0				Industrial Tax Abatement:	0.00	
		Natural Disaster:	0						
		:	0						
		:	0						
		:	0						
		:	0						
		:	0						
		:	0						
			<b>3,588,901</b>						

Fund	Levy Request	Max Rate	Auto Set To Max	Calculated Rate	Calculated Taxes	PTELL Factor	PTELL Rate	(w/overrides) Final Rate	Final Taxes	% of Total
001 Corporate	76,877	0.33000		0.27087	76,877.24			0.27087	76,877.24	55.31%
008 Joint Bridge	10,251	0.05000		0.03612	10,251.43			0.03612	10,251.43	7.38%
010 Equipment And Building	8,365	0.03500		0.02948	8,366.90			0.02948	8,366.90	6.02%
027 Audit	1,028	0.00500		0.00363	1,030.25			0.00363	1,030.25	0.74%
035 Tort And Immunity	1,851	0.00000		0.00653	1,853.32			0.00653	1,853.32	1.33%
047 Social Security	4,558	0.00000		0.01606	4,558.08			0.01606	4,558.08	3.28%
050 Special Road	36,000	0.16700		0.12685	36,002.06			0.12685	36,002.06	25.90%
209 Prior Year Adjustment (Sb508)	45	0.00000		0.00016	45.41			0.00016	45.41	0.03%
	<b>138,975</b>			<b>0.48970</b>	<b>138,984.69</b>			<b>0.48970</b>	<b>138,984.69</b>	<b>100.00%</b>

*Jonathan McLean*



I, Jonathan McLean, County Clerk for Monroe County Illinois, do hereby certify this report to be a true and complete copy of the 2023 extension information.


10/14/2024 2:25 pm

RD05 - ROAD DIST TWP I-10 & I1

Tax Year 2023

Assessed (BoR Eq.)	State Equalized (-1.03000)	Exemptions	Amount	State Category	Net Taxable Value	After EZ & TIF	Other Information	County	District
Land:	11,347,190	Owner Occupied:	3,764,039	Farm:	12,490,908	12,490,908	PTELL:		
Farm Land:	4,354,241	Elderly:	1,070,000	Residential:	59,671,795	59,671,795	New Property EAV:	1,157,250	1,157,250
Building:	62,407,630	Senior Freeze:	1,058,106	Commercial:	1,080,712	1,080,712	Annexations EAV:	0	0
Farm Building:	1,067,640	Home Improvement:	129,583	Industrial:	376,304	376,304	Disconnection EAV:	0	0
State Assessed:	3,728,784	Returning Veteran:	0	Mineral:	0	0	Recovered TIF EAV	0	0
	82,905,485	Disabled Veteran:	0	Pollution Control:	0	0	Aggregate Extension:	386,733	
Less Assessments < 150	-749	Disabled 30% Veteran	2,500	State Railroad:	3,728,784	3,728,784	Rate Increase:	0.00000	
	82,904,736	Disabled 50% Veteran	5,000	Local Railroad:	0	0	TIF Loss EAV:	0	
	85,095,163	Disabled 70% Veteran	1,695,432	Overlapping Counties	77,348,503	77,348,503	EZ EAV Reduction:	0	
Less Exemptions	-7,746,660	Disabled Person:	22,000				EZ Tax Reduction:	0.00	
<b>Net Taxable Value</b>	<b>77,348,503</b>	Leasehold Owner:	0				Industrial Tax Abatement:	0.00	
		Natural Disaster:	0						
		:	0						
		:	0						
		:	0						
		:	0						
		:	0						
		:	0						
			<b>7,746,660</b>						

Fund	Levy Request	Max Rate	Auto Set To Max	Calculated Rate	Calculated Taxes	PTELL Factor	PTELL Rate	(w/overrides) Final Rate	Final Taxes	% of Total
001 Corporate	229,000	0.33000		0.29607	229,005.73			0.29607	229,005.73	56.34%
008 Joint Bridge	17,570	0.05000		0.02272	17,573.58			0.02272	17,573.58	4.32%
010 Equipment And Building	24,000	0.03500		0.03103	24,001.24			0.03103	24,001.24	5.90%
027 Audit	1,000	0.00500		0.00130	1,005.53			0.00130	1,005.53	0.25%
035 Tort And Immunity	15,000	0.00000		0.01940	15,005.61			0.01940	15,005.61	3.69%
047 Social Security	5,000	0.00000		0.00647	5,004.45			0.00647	5,004.45	1.23%
050 Special Road	114,500	0.16700		0.14804	114,506.73			0.14804	114,506.73	28.17%
209 Prior Year Adjustment (Sb508)	350	0.00000		0.00046	355.80			0.00046	355.80	0.09%
	<b>406,420</b>			<b>0.52549</b>	<b>406,458.67</b>			<b>0.52549</b>	<b>406,458.67</b>	<b>100.00%</b>



*Jonathan McLean*

I, Jonathan McLean, County Clerk for Monroe County Illinois, do hereby certify this report to be a true and complete copy of the 2023 extension information.

# District Extension Summary


RD06 - ROAD DIST TWP 2-10

10/14/2024 2:25 pm

Tax Year 2023

Assessed (BoR Eq.)	State Equalized (-1.03000)	Exemptions	Amount	State Category	Net Taxable Value	After EZ & TIF	Other Information	County	District
Land:	19,763,700	Owner Occupied:	4,467,518	Farm:	18,128,114	18,128,114	PTELL:	1,233,946	1,233,946
Farm Land:	3,007,030	Elderly:	1,270,000	Residential:	69,937,067	69,937,067	New Property EAV:	0	0
Building:	79,074,260	Senior Freeze:	2,507,448	Commercial:	3,675,079	3,675,079	Annexations EAV:	0	0
Farm Building:	617,850	Home Improvement:	234,290	Industrial:	1,658,259	1,658,259	Disconnection EAV:	0	0
State Assessed:	0	Returning Veteran:	0	Mineral:	0	0	Recovered TIF EAV	0	0
	102,462,840	Disabled Veteran:	0	Pollution Control:	0	0	Aggregate Extension:	409,459	409,459
Less Assessments < 150	-1,014	Disabled 30% Veteran	9,596	State Railroad:	0	0	Rate Increase:	0.00000	0.00000
	102,461,826	Disabled 50% Veteran	15,000	Local Railroad:	0	0	TIF Loss EAV:	0	0
	102,461,826	Disabled 70% Veteran	3,468,912	Overlapping Counties	93,398,519	93,398,519	EZ EAV Reduction:	0	0
Less Exemptions	-11,998,764	Disabled Person:	26,000				EZ Tax Reduction:	0.00	0.00
<b>Net Taxable Value</b>	<b>93,398,519</b>	Leasehold Owner:	0				Industrial Tax Abatement:	0.00	0.00
		Natural Disaster:	0						
		:	0						
		:	0						
		:	0						
		:	0						
		:	0						
		:	0						
			<b>11,998,764</b>						

Fund	Levy Request	Max Rate	Auto Set To Max	Calculated Rate	Calculated Taxes	PTELL Factor	PTELL Rate	(w/overrides) Final Rate	Final Taxes	% of Total
001 Corporate	270,000	0.33000		0.28909	270,005.77			0.28909	270,005.77	62.66%
008 Joint Bridge	12,432	0.05000		0.01332	12,440.68			0.01332	12,440.68	2.89%
010 Equipment And Building	0	0.03500		0.00000	0.00			0.00000	0.00	0.00%
027 Audit	3,500	0.00500		0.00375	3,502.44			0.00375	3,502.44	0.81%
035 Tort And Immunity	7,000	0.00000		0.00750	7,004.89			0.00750	7,004.89	1.63%
047 Social Security	7,000	0.00000		0.00750	7,004.89			0.00750	7,004.89	1.63%
050 Special Road	130,000	0.16700		0.13919	130,001.40			0.13919	130,001.40	30.17%
209 Prior Year Adjustment (Sb508)	937	0.00000		0.00101	943.33			0.00101	943.33	0.22%
	<b>430,869</b>			<b>0.46136</b>	<b>430,903.40</b>			<b>0.46136</b>	<b>430,903.40</b>	<b>100.00%</b>



*Jonathan McLean*

I, Jonathan McLean, County Clerk for Monroe County Illinois, do hereby certify this report to be a true and complete copy of the 2023 extension information.




# District Extension Summary

RD07 - ROAD DIST TWP 3-10

Tax Year 2023

Assessed (BoR Eq.)	State Equalized (-1.03000)	Exemptions	Amount	State Category	Net Taxable Value	After EZ & TIF	Other Information	County	District	
Land:	8,384,600	Owner Occupied:	2,824,521	Farm:	18,582,987	18,582,987	PTELL:			
Farm Land:	4,813,888	Elderly:	753,767	Residential:	28,588,950	28,588,950	New Property EAV:	1,226,910	1,226,910	
Building:	38,766,530	Senior Freeze:	1,074,317	Commercial:	387,097	387,097	Annexations EAV:	0	0	
Farm Building:	1,033,380	Home Improvement:	91,110	Industrial:	44,504	44,504	Disconnection EAV:	0	0	
State Assessed:	0	Returning Veteran:	0	Mineral:	0	0	Recovered TIF EAV	0	0	
	52,998,398	Disabled Veteran:	100,000	Pollution Control:	0	0	Aggregate Extension:	197,776	0	
Less Assessments < 150	-443	Disabled 30% Veteran	7,500	State Railroad:	0	0	Rate Increase:	0.00000	0	
	52,997,955	Disabled 50% Veteran	10,000	Local Railroad:	0	0	TIF Loss EAV:	0	0	
Less Exemptions	-6,794,727	Disabled 70% Veteran	1,915,512	Overlapping Counties	<b>47,603,538</b>	<b>47,603,538</b>	EZ EAV Reduction:	0	0	
<b>Net Taxable Value</b>	<b>47,603,538</b>	Disabled Person:	18,000				EZ Tax Reduction:	0.00	0.00	
		Leasehold Owner:	0				Industrial Tax Abatement:	0.00	0.00	
		Natural Disaster:	0							
		:	0							
		:	0							
		:	0							
		:	0							
		:	0							
		:	0							
<b>6,794,727</b>										

Fund	Levy Request	Max Rate	Auto Set To Max	Calculated Rate	Calculated Taxes	PTELL Factor	PTELL Rate	(w/overrides) Final Rate	Final Taxes	% of Total
001 Corporate	119,433	0.33000		0.25090	119,437.24		Rate	0.25090	119,437.24	56.34%
008 Joint Bridge	5,643	0.05000		0.01186	5,645.78			0.01186	5,645.78	2.66%
010 Equipment And Building	14,889	0.03500		0.03128	14,890.38			0.03128	14,890.38	7.02%
027 Audit	1,741	0.00500		0.00366	1,742.29			0.00366	1,742.29	0.82%
035 Tort And Immunity	6,680	0.00000		0.01404	6,683.53			0.01404	6,683.53	3.15%
047 Social Security	6,882	0.00000		0.01446	6,883.47			0.01446	6,883.47	3.25%
050 Special Road	56,350	0.16700		0.11838	56,353.05			0.11838	56,353.05	26.58%
209 Prior Year Adjustment (Sb508)	361	0.00000		0.00076	361.79			0.00076	361.79	0.17%
	<b>211,979</b>			<b>0.44534</b>	<b>211,997.53</b>			<b>0.44534</b>	<b>211,997.53</b>	<b>100.00%</b>

I, Jonathan McLean, County Clerk for Monroe County Illinois, do hereby certify this report to be a true and complete copy of the 2023 extension information.


10/14/2024 2:25 pm

RD08 - ROAD DIST TWP 4&5-10

Tax Year 2023

Assessed (BoR Eq.)	State Equalized (-1.03000)	Exemptions	Amount	State Category	Net Taxable Value	After EZ & TIF	Other Information	County	District
Land:	2,969,695	Owner Occupied:	1,260,000	Farm:	14,611,822	14,611,822	PTELL:		
Farm Land:	5,943,713	Elderly:	374,297	Residential:	6,223,009	6,223,009	New Property EAV:	45,638	45,638
Building:	13,031,930	Senior Freeze:	203,709	Commercial:	0	0	Annexations EAV:	0	0
Farm Building:	839,700	Home Improvement:	33,260	Industrial:	17,217	17,217	Disconnection EAV:	0	0
State Assessed:	3,654,427	Returning Veteran:	0	Mineral:	0	0	Recovered TIF EAV	0	0
	26,439,465	Disabled Veteran:	0	Pollution Control:	0	0	Aggregate Extension:	111,805	
Less Assessments < 150	-907	Disabled 30% Veteran	0	State Railroad:	3,654,427	3,654,427	Rate Increase:	0.00000	
	26,438,558	Disabled 50% Veteran	5,000	Local Railroad:	0	0	TIF Loss EAV:	0	
	26,913,771	Disabled 70% Veteran	515,030	Overlapping Counties	24,506,475	24,506,475	EZ EAV Reduction:	0	
Less Exemptions	-2,407,296	Disabled Person:	16,000				EZ Tax Reduction:	0.00	
<b>Net Taxable Value</b>	<b>24,506,475</b>	Leasehold Owner:	0				Industrial Tax Abatement:	0.00	
		Natural Disaster:	0						
		:	0						
		:	0						
		:	0						
		:	0						
		:	0						
		:	0						
			<b>2,407,296</b>						

Fund	Levy Request	Max Rate	Auto Set To Max	Calculated Rate	Calculated Taxes	PTELL Factor	PTELL Rate	(w/overrides) Final Rate	Final Taxes	% of Total
001 Corporate	75,000	0.33000		0.30605	75,002.07	0.98304	0.30086	0.30086	73,730.21	62.65%
008 Joint Bridge	2,000	0.05000		0.00817	2,002.18	0.98304	0.00803	0.00803	1,967.87	1.67%
010 Equipment And Building	8,100	0.03500		0.03306	8,101.84	0.98304	0.03250	0.03250	7,964.61	6.77%
027 Audit	1,050	0.00500		0.00429	1,051.33	0.98304	0.00422	0.00422	1,034.17	0.88%
035 Tort And Immunity	6,000	0.00000		0.02449	6,001.64	0.98304	0.02407	0.02407	5,898.71	5.01%
047 Social Security	3,500	0.00000		0.01429	3,501.98	0.98304	0.01405	0.01405	3,443.16	2.93%
050 Special Road	23,981	0.16700		0.09786	23,982.04	0.98304	0.09620	0.09620	23,375.24	20.03%
209 Prior Year Adjustment (Sb508)	68	0.00000		0.00028	68.62			0.00028	68.62	0.06%
	<b>119,699</b>			<b>0.48849</b>	<b>119,711.68</b>		<b>0.47993</b>	<b>0.48021</b>	<b>117,682.59</b>	<b>100.00%</b>



*Jonathan McLean*

I, Jonathan McLean, County Clerk for Monroe County Illinois, do hereby certify this report to be a true and complete copy of the 2023 extension information.


10/14/2024 2:25 pm

RD09 - ROAD DIST TWP 2-11

Tax Year 2023

Assessed (BoR Eq.)	State Equalized (-1.03000)	Exemptions	Amount	State Category	Net Taxable Value	After EZ & TIF	Other Information	County	District
Land:	1,578,135	Owner Occupied:	489,025	Farm:	8,142,924	8,142,924	PTELL:		
Farm Land:	4,704,193	Elderly:	152,521	Residential:	5,128,115	5,128,115	New Property EAV:	357,409	357,409
Building:	7,204,160	Senior Freeze:	136,384	Commercial:	107,911	107,911	Annexations EAV:	0	0
Farm Building:	543,150	Home Improvement:	19,550	Industrial:	1,638	1,638	Disconnection EAV:	0	0
State Assessed:	2,819,004	Returning Veteran:	0	Mineral:	0	0	Recovered TIF EAV	0	0
	16,848,642	Disabled Veteran:	0	Pollution Control:	0	0	Aggregate Extension:	67,624	
Less Assessments < 150	-3,767	Disabled 30% Veteran	2,500	State Railroad:	2,819,004	2,819,004	Rate Increase:	0.00000	
	16,844,875	Disabled 50% Veteran	5,000	Local Railroad:	0	0	TIF Loss EAV:	0	
Less Exemptions	-906,017	Disabled 70% Veteran	99,037	Overlapping Counties	16,199,592	16,199,592	EZ EAV Reduction:	0	
<b>Net Taxable Value</b>	<b>16,199,592</b>	Disabled Person:	2,000				EZ Tax Reduction:	0.00	
		Leasehold Owner:	0				Industrial Tax Abatement:	0.00	
		Natural Disaster:	0						
		:	0						
		:	0						
		:	0						
		:	0						
		:	0						
		:	0						
			<b>906,017</b>						

Fund	Levy Request	Max Rate	Auto Set To Max	Calculated Rate	Calculated Taxes	PTELL Factor	PTELL Rate	(w/overrides) Final Rate	Final Taxes	% of Total
001 Corporate	48,000	0.33000		0.29631	48,001.07			0.29631	48,001.07	66.33%
008 Joint Bridge	500	0.05000		0.00309	500.57			0.00309	500.57	0.69%
010 Equipment And Building	4,000	0.03500		0.02470	4,001.30			0.02470	4,001.30	5.53%
027 Audit	500	0.00500		0.00309	500.57			0.00309	500.57	0.69%
035 Tort And Immunity	2,858	0.00000		0.01765	2,859.23			0.01765	2,859.23	3.95%
047 Social Security	2,500	0.00000		0.01544	2,501.22			0.01544	2,501.22	3.46%
050 Special Road	14,000	0.16700		0.08643	14,001.33			0.08643	14,001.33	19.35%
209 Prior Year Adjustment (Sb508)	0	0.00000		0.00000	0.00			0.00000	0.00	0.00%
	<b>72,358</b>			<b>0.44671</b>	<b>72,365.29</b>			<b>0.44671</b>	<b>72,365.29</b>	<b>100.00%</b>



*Jonathan McLean*

I, Jonathan McLean, County Clerk for Monroe County Illinois, do hereby certify this report to be a true and complete copy of the 2023 extension information.


10/14/2024 2:25 pm

RD10 - ROAD DIST TWP 3&4-11

Tax Year 2023

Assessed (BoR Eq.)	State Equalized (-1.03000)	Exemptions	Amount	State Category	Net Taxable Value	After EZ & TIF	Other Information	County	District
Land: 1,354,947	1,395,171	Owner Occupied:	612,000	Farm:	11,849,522	11,849,522	PTELL:	249,487	249,487
Farm Land: 7,275,181	7,275,181	Elderly:	165,000	Residential:	3,632,134	3,632,134	New Property EAV:	0	0
Building: 6,841,320	7,044,515	Senior Freeze:	204,219	Commercial:	8,145	8,145	Annexations EAV:	0	0
Farm Building: 1,088,800	1,088,800	Home Improvement:	0	Industrial:	319,639	319,639	Disconnection EAV:	0	0
State Assessed: 3,343,877	3,343,877	Returning Veteran:	0	Mineral:	0	0	Recovered TIF EAV	0	0
	19,904,125	Disabled Veteran:	0	Pollution Control:	0	0	Aggregate Extension:	76,097	
Less Assessments < 150	-1,000	Disabled 30% Veteran	0	State Railroad:	3,343,877	3,343,877	Rate Increase:	0.00000	
	19,903,125	Disabled 50% Veteran	10,000	Local Railroad:	0	0	TIF Loss EAV:	0	
		Disabled 70% Veteran	0	Overlapping Counties	<b>19,153,317</b>	<b>19,153,317</b>	EZ EAV Reduction:	0	
Less Exemptions	-993,219	Disabled Person:	2,000				EZ Tax Reduction:	0.00	
<b>Net Taxable Value</b>	<b>19,153,317</b>	Leasehold Owner:	0				Industrial Tax Abatement:	0.00	
		Natural Disaster:	0						
		:	0						
		:	0						
		:	0						
		:	0						
		:	0						
		:	0						
			<b>993,219</b>						

Fund	Levy Request	Max Rate	Auto Set To Max	Calculated Rate	Calculated Taxes	PTELL Factor	PTELL Rate	(w/overrides) Final Rate	Final Taxes	% of Total
001 Corporate	52,542	0.33000		0.27433	52,543.35			0.27433	52,543.35	65.76%
008 Joint Bridge	1,082	0.05000		0.00565	1,082.16			0.00565	1,082.16	1.35%
010 Equipment And Building	5,574	0.03500		0.02911	5,575.54			0.02911	5,575.54	6.98%
027 Audit	763	0.00500		0.00399	764.22			0.00399	764.22	0.96%
035 Tort And Immunity	6,482	0.00000		0.03385	6,483.41			0.03385	6,483.41	8.11%
047 Social Security	1,082	0.00000		0.00565	1,082.16			0.00565	1,082.16	1.35%
050 Special Road	12,376	0.16700		0.06462	12,376.89			0.06462	12,376.89	15.49%
209 Prior Year Adjustment (Sb508)	0	0.00000		0.00000	0.00			0.00000	0.00	0.00%
	<b>79,901</b>			<b>0.41720</b>	<b>79,907.73</b>			<b>0.41720</b>	<b>79,907.73</b>	<b>100.00%</b>



*Jonathan McLean*

I, Jonathan McLean, County Clerk for Monroe County Illinois, do hereby certify this report to be a true and complete copy of the 2023 extension information.

# District Extension Summary

S003 - VALMEYER SCHOOL DIST 3

10/14/2024 2:25 pm

Tax Year 2023

Assessed (BoR Eq.)	State Equalized (-1.03000)	Exemptions	Amount	State Category	Net Taxable Value	After EZ & TIF	Other Information	County	District
Land:	10,961,272	Owner Occupied:	4,604,582	Farm:	33,119,392	33,119,392	PTELL:	767,381	767,381
Farm Land:	17,989,453	Elderly:	1,115,585	Residential:	42,796,325	42,796,325	New Property EAV:	0	0
Building:	60,624,090	Senior Freeze:	1,164,116	Commercial:	8,909,550	1,706,966	Annexations EAV:	0	0
Farm Building:	2,325,630	Home Improvement:	50,030	Industrial:	1,421,840	1,421,840	Disconnection EAV:	0	0
State Assessed:	11,035,451	Returning Veteran:	0	Mineral:	0	0	Recovered TIF EAV	0	0
	102,935,896	Disabled Veteran:	0	Pollution Control:	0	0	Aggregate Extension:	3,130,567	3,130,567
Less Assessments < 150	-6,113	Disabled 30% Veteran	5,000	State Railroad:	11,035,451	11,035,451	Rate Increase:	0.00000	0.00000
	102,929,783	Disabled 50% Veteran	35,000	Local Railroad:	0	0	TIF Loss EAV:	7,202,584	7,202,584
		Disabled 70% Veteran	758,903				EZ EAV Reduction:	0	0
Less Exemptions	-7,773,159	Disabled Person:	39,943	Overlapping Counties	97,282,558	90,079,974	EZ Tax Reduction:	0.00	0.00
<b>Net Taxable Value</b>	<b>97,282,558</b>	Leasehold Owner:	0				Industrial Tax Abatement:	0.00	0.00
		Natural Disaster:	0						
		:	0						
		:	0						
		:	0						
		:	0						
		:	0						
		:	0						
		:	0						
			<b>7,773,159</b>						

Fund	Levy Request	Max Rate	Auto Set To Max	Calculated Rate	Calculated Taxes	PTELL Factor	PTELL Rate	Final Rate (w/overrides)	Final Taxes	% of Total
002 Education	2,263,000	4.00000		2.51222	2,263,007.12	0.99768	2.50639	2.50639	2,257,755.49	63.82%
003 Bonds And Interest	219,550	0.00000		0.24373	219,551.93	0.99768	0.55378	0.24373	219,551.93	6.21%
004 Operation And Maintenance	500,000	0.75000		0.55507	500,006.91	0.99768	0.08860	0.55378	498,844.89	14.10%
005 Imrf	80,000	0.00000		0.08881	80,000.02	0.99768	0.18276	0.08860	79,810.86	2.26%
030 Transportation	165,000	0.20000		0.18318	165,008.50	0.99768	0.00555	0.18276	164,630.16	4.65%
031 Working Cash	5,000	0.05000		0.00556	5,008.45	0.99768	0.00555	0.00555	4,999.44	0.14%
032 Fire And Safety	5,000	0.10000		0.00556	5,008.45	0.99768	0.00555	0.00555	4,999.44	0.14%
033 Special Education	85,000	0.80000		0.09437	85,008.47	0.99768	0.09415	0.09415	84,810.30	2.40%
035 Tort And Immunity	115,000	0.00000		0.12767	115,005.10	0.99768	0.12737	0.12737	114,734.87	3.24%
047 Social Security	105,000	0.00000		0.11657	105,006.23	0.99768	0.11630	0.11630	104,763.01	2.96%
209 Prior Year Adjustment (Sb508)	2,759	0.00000		0.00307	2,765.46		0.00307	0.00307	2,765.46	0.08%
	<b>3,545,309</b>			<b>3.93581</b>	<b>3,545,376.64</b>		<b>3.68045</b>	<b>3.92725</b>	<b>3,537,665.85</b>	<b>100.00%</b>



*Jonathan McLean*

I, Jonathan McLean, County Clerk for Monroe County Illinois, do hereby certify this report to be a true and complete copy of the 2023 extension information.




10/14/2024 2:25 pm

S004 - COLUMBIA SCHOOL DIST 4

Tax Year 2023

Assessed (BoR Eq.)	State Equalized (-1.03000)	Exemptions	Amount	State Category	Net Taxable Value	After EZ & TIF	Other Information	County	District
Land:	101,617,580	Owner Occupied:	24,154,209	Farm:	13,143,947	13,141,832	PTELL:		
Farm Land:	4,602,861	Elderly:	6,117,193	Residential:	383,577,997	383,577,997	New Property EAV:	5,393,056	5,397,687
Building:	388,564,330	Senior Freeze:	7,116,575	Commercial:	58,388,187	57,793,517	Annexations EAV:	0	0
Farm Building:	1,056,080	Home Improvement:	328,563	Industrial:	7,365,298	7,365,298	Disconnection EAV:	0	0
State Assessed:	2,510,642	Returning Veteran:	5,000	Mineral:	0	0	Recovered TIF EAV	0	0
	498,351,493	Disabled Veteran:	0	Pollution Control:	0	0	Aggregate Extension:	0	0
Less Assessments < 150	-2,682	Disabled 30% Veteran	13,548	State Railroad:	2,510,642	2,510,642	Rate Increase:	0.00000	
	498,348,811	Disabled 50% Veteran	65,000	Local Railroad:	0	0	TIF Loss EAV:	596,785	
Less Exemptions	-47,921,003	Disabled 70% Veteran	10,000,915	Overlapping Counties	464,986,071	464,389,286	EZ EAV Reduction:	0	
<b>Net Taxable Value</b>	<b>464,986,071</b>	Disabled Person:	120,000	St. Clair (Actual)	32,250,472	32,250,472	EZ Tax Reduction:	0.00	
		Leasehold Owner:	0				Industrial Tax Abatement:	40,490.62	
		Natural Disaster:	0						
		:	0						
		:	0						
		:	0						
		:	0						
		:	0						
			<b>47,921,003</b>						

Fund	Levy Request	Max Rate	Auto Set To Max	Calculated Rate	Calculated Taxes	PTELL Factor	PTELL Rate	(w/overrides) Final Rate	Final Taxes	% of Total
002 Education	10,139,738	2.45000		2.04167	9,459,517.21		2.04167	2.04167	9,459,517.21	53.79%
003 Bonds And Interest	3,619,014	0.00000		0.72871	3,376,277.65		0.72871	0.72871	3,376,277.65	19.20%
004 Building And Maintenance	2,379,732	0.57500		0.47917	2,220,102.59		0.47917	0.47917	2,220,102.59	12.62%
005 Imrf	378,928	0.00000		0.07630	353,515.09		0.07630	0.07630	353,515.09	2.01%
030 Transportation	827,747	0.20000		0.16667	772,219.67		0.16667	0.16667	772,219.67	4.39%
031 Working Cash	206,937	0.05000		0.04167	193,066.50		0.04167	0.04167	193,066.50	1.10%
032 Fire And Safety	206,937	0.05000		0.04167	193,066.50		0.04167	0.04167	193,066.50	1.10%
033 Special Education	165,584	0.04000		0.03335	154,518.07		0.03335	0.03335	154,518.07	0.88%
035 Tort And Immunity	339,369	0.00000		0.06834	316,634.62		0.06834	0.06834	316,634.62	1.80%
047 Social Security	379,781	0.00000		0.07648	354,349.08		0.07648	0.07648	354,349.08	2.01%
057 Leasing	206,937	0.05000		0.04167	193,066.50		0.04167	0.04167	193,066.50	1.10%
	<b>18,850,704</b>			<b>3.79570</b>	<b>17,586,333.48</b>		<b>3.79570</b>	<b>3.79570</b>	<b>17,586,333.48</b>	<b>100.00%</b>



*Jonathan McLean*

I, Jonathan McLean, County Clerk for Monroe County Illinois, do hereby certify this report to be a true and complete copy of the 2023 extension information.




10/14/2024 2:25 pm

S005 - WATERLOO SCHOOL DIST 5

Tax Year 2023

Assessed (BoR Eq.)	State Equalized (-1.03000)	Exemptions	Amount	State Category	Net Taxable Value	After EZ & TIF	Other Information	County	District
Land:	129,160,355	Owner Occupied:	36,973,298	Farm:	90,167,251	90,167,251	PTELL:		
Farm Land:	20,668,523	Elderly:	10,336,385	Residential:	478,808,332	478,808,332	New Property EAV:	11,787,961	11,787,961
Building:	541,598,689	Senior Freeze:	13,867,434	Commercial:	61,074,391	61,074,391	Annexations EAV:	0	0
Farm Building:	4,374,380	Home Improvement:	800,870	Industrial:	3,504,760	3,504,760	Disconnection EAV:	0	0
State Assessed:	278,371	Returning Veteran:	0	Mineral:	0	0	Recovered TIF EAV	0	0
	696,080,318	Disabled Veteran:	100,000	Pollution Control:	0	0	Aggregate Extension:	0	0
Less Assessments < 150	-5,993	Disabled 30% Veteran	69,384	State Railroad:	278,371	278,371	Rate Increase:	0.00000	
	696,074,325	Disabled 50% Veteran	110,877	Local Railroad:	0	0	TIF Loss EAV:	0	
Less Exemptions		Disabled 70% Veteran	19,622,379	Overlapping Counties	<b>633,833,105</b>	<b>633,833,105</b>	EZ EAV Reduction:	0	
		Disabled Person:	282,000	St. Clair (Actual)			EZ Tax Reduction:	0.00	
<b>Net Taxable Value</b>		Leasehold Owner:	0				Industrial Tax Abatement:	0.00	
		Natural Disaster:	0						
		:	0						
		:	0						
		:	0						
		:	0						
		:	0						
			<b>82,162,627</b>						

Fund	Levy Request	Max Rate	Auto Set To Max	Calculated Rate	Calculated Taxes	PTELL Factor	PTELL Rate	(w/overrides) Final Rate	Final Taxes	% of Total
002 Education	13,348,887	2.19000		2.08254	13,199,827.76			2.08254	13,199,827.76	51.00%
003 Bonds And Interest	4,598,178	0.00000		0.71736	4,546,865.10			0.71736	4,546,865.10	17.57%
004 Operations And Maintenance	3,047,692	0.50000		0.47547	3,013,686.22			0.47547	3,013,686.22	11.64%
005 Imrf	550,000	0.00000		0.08581	543,892.18			0.08581	543,892.18	2.10%
030 Transportation	1,219,077	0.20000		0.19019	1,205,487.17			0.19019	1,205,487.17	4.66%
031 Working Cash	304,770	0.05000		0.04755	301,387.64			0.04755	301,387.64	1.16%
032 Fire And Safety	304,770	0.05000		0.04755	301,387.64			0.04755	301,387.64	1.16%
033 Special Education	243,816	0.04000		0.03804	241,110.11			0.03804	241,110.11	0.93%
035 Tort And Immunity	1,700,000	0.00000		0.26522	1,681,052.14			0.26522	1,681,052.14	6.50%
047 Social Security	550,000	0.00000		0.08581	543,892.18			0.08581	543,892.18	2.10%
057 Lease	304,770	0.05000		0.04755	301,387.64			0.04755	301,387.64	1.16%
058 Lease / Other	0	0.00000		0.00000	0.00			0.00000	0.00	0.00%
	<b>26,171,960</b>			<b>4.08309</b>	<b>25,879,975.78</b>			<b>4.08309</b>	<b>25,879,975.78</b>	<b>100.00%</b>



*Jonathan McLean*


I, Jonathan McLean, County Clerk for Monroe County Illinois, do hereby certify this report to be a true and complete copy of the 2023 extension information.

S060 - NEW ATHENS SCHOOL DIST 60

Tax Year 2023

Assessed (BoR Eq.)	State Equalized (-1.03000)	Exemptions	Amount	State Category	Net Taxable Value	After EZ & TIF	Other Information	County	District
Land:	691,810	Owner Occupied:	336,000	Farm:	1,679,928	1,679,928	PTELL:	14,086	254,361
Farm Land:	622,152	Elderly:	110,000	Residential:	2,714,244	2,714,244	New Property EAV:	0	0
Building:	3,408,410	Senior Freeze:	120,062	Commercial:	0	0	Annexations EAV:	0	0
Farm Building:	256,890	Home Improvement:	0	Industrial:	0	0	Disconnection EAV:	0	0
State Assessed:	0	Returning Veteran:	0	Mineral:	0	0	Recovered TIF EAV	0	0
	4,979,262	Disabled Veteran:	0	Pollution Control:	0	0	Aggregate Extension:	0.00000	0
Less Assessments < 150	-98	Disabled 30% Veteran	2,500	State Railroad:	0	0	Rate Increase:	0	0
	4,979,164	Disabled 50% Veteran	0	Local Railroad:	0	0	TIF Loss EAV:	0	0
	5,100,936	Disabled 70% Veteran	134,202	Overlapping Counties	4,394,172	4,394,172	EZ EAV Reduction:	0	0
Less Exemptions	-706,764	Disabled Person:	4,000	St. Clair (Actual)	79,572,671	79,572,671	EZ Tax Reduction:	0.00	0.00
<b>Net Taxable Value</b>	<b>4,394,172</b>	Leasehold Owner:	0	Natural Disaster:	0	0	Industrial Tax Abatement:	0.00	0.00
		:	0	:	0	0			
		:	0	:	0	0			
		:	0	:	0	0			
		:	0	:	0	0			
		:	0	:	0	0			
		:	706,764	:	83,966,843	83,966,843			

Fund	Levy Request	Max Rate	Auto Set To Max	Calculated Rate	Calculated Taxes	PTELL Factor	PTELL Rate	(w/overrides) Final Rate	Final Taxes	% of Total
002 Education	1,803,419	2.30000		2.14778	94,377.16			2.14778	94,377.16	46.71%
003 Bonds And Interest	584,784	0.00000		0.69645	30,603.22			0.69645	30,603.22	15.15%
004 Building And Maintenance	392,048	0.50000		0.46691	20,516.83			0.46691	20,516.83	10.15%
005 Imrf	80,000	0.00000		0.09528	4,186.77			0.09528	4,186.77	2.07%
030 Transportation	156,819	0.20000		0.18677	8,207.00			0.18677	8,207.00	4.06%
031 Working Cash	39,205	0.05000		0.04670	2,052.08			0.04670	2,052.08	1.02%
032 Fire And Safety	39,205	0.05000		0.04670	2,052.08			0.04670	2,052.08	1.02%
033 Special Education	31,364	0.04000		0.03736	1,641.66			0.03736	1,641.66	0.81%
035 Tort And Immunity	645,000	0.00000		0.76817	33,754.72			0.76817	33,754.72	16.71%
047 Social Security	50,000	0.00000		0.05955	2,616.73			0.05955	2,616.73	1.30%
057 Lease	39,205	0.05000		0.04670	2,052.08			0.04670	2,052.08	1.02%
	<b>3,861,049</b>			<b>4.59837</b>	<b>202,060.33</b>			<b>4.59837</b>	<b>202,060.33</b>	<b>100.00%</b>




*Jonathan McLean*

I, Jonathan McLean, County Clerk for Monroe County Illinois, do hereby certify this report to be a true and complete copy of the 2023 extension information.

Tax Year 2023

Assessed (BoR Eq.)	State Equalized (1.03000)	Exemptions	Amount	State Category	Net Taxable Value	After EZ & TIF	Other Information	County	District
Land:	5,051,470	Owner Occupied:	1,747,003	Farm:	16,743,086	16,743,086	PTELL:	251,793	251,793
Farm Land:	4,700,799	Elderly:	480,000	Residential:	18,032,300	18,032,300	New Property EAV:	0	0
Building:	26,750,126	Senior Freeze:	606,585	Commercial:	470,739	470,739	Annexations EAV:	0	0
Farm Building:	1,435,890	Home Improvement:	85,670	Industrial:	61,638	61,638	Disconnection EAV:	0	0
State Assessed:	0	Returning Veteran:	0	Mineral:	0	0	Recovered TIF EAV:	0	0
	37,938,285	Disabled Veteran:	0	Pollution Control:	0	0	Aggregate Extension:	0.00000	0
Less Assessments < 150	-348	Disabled 30% Veteran	2,500	State Railroad:	0	0	Rate Increase:	0.00000	0
	37,937,937	Disabled 50% Veteran	1,260	Local Railroad:	0	0	TIF Loss EAV:	0	0
	38,882,413	Disabled 70% Veteran	635,632	Overlapping Counties	35,307,763	35,307,763	EZ EAV Reduction:	0	0
Less Exemptions	-3,574,650	Disabled Person:	16,000	St. Clair (Actual)	53,839	53,839	EZ Tax Reduction:	0.00	0.00
<b>Net Taxable Value</b>	<b>35,307,763</b>	Leasehold Owner:	0	Randolph (Actual)	204,369,920	204,369,920	Industrial Tax Abatement:	0.00	0.00
		Natural Disaster:	0						
		:	0						
		:	0						
		:	0						
		:	0						
			<b>3,574,650</b>						

Fund	Levy Request	Max Rate	Auto Set To Max	Calculated Rate	Calculated Taxes	PTELL Factor	PTELL Rate	(w/overrides) Final Rate	Final Taxes	% of Total
002 Education	4,299,351	1.84000		1.79341	633,212.97		1.79341	1.79341	633,212.97	56.30%
003 G.O.School Series 1999 Bonds	392,326	0.00000		0.16366	57,784.68		0.16366	0.16366	57,784.68	5.14%
004 Building And Maintenance	1,168,302	0.50000		0.48734	172,068.85		0.48734	0.48734	172,068.85	15.30%
005 Imrf	50,000	0.00000		0.02086	7,365.20		0.02086	0.02086	7,365.20	0.65%
030 Transportation	467,321	0.20000		0.19494	68,828.95		0.19494	0.19494	68,828.95	6.12%
031 Working Cash	116,831	0.05000		0.04874	17,209.00		0.04874	0.04874	17,209.00	1.53%
032 Fire And Safety	116,831	0.05000		0.04874	17,209.00		0.04874	0.04874	17,209.00	1.53%
033 Special Education	93,465	0.04000		0.03899	13,766.50		0.03899	0.03899	13,766.50	1.22%
035 Tort And Immunity	600,000	0.00000		0.25028	88,368.27		0.25028	0.25028	88,368.27	7.86%
047 Social Security	215,000	0.00000		0.08969	31,667.53		0.08969	0.08969	31,667.53	2.82%
057 Lease	116,831	0.05000		0.04874	17,209.00		0.04874	0.04874	17,209.00	1.53%
109 Prior Year Adjustments	0	0.00000		0.00000	0.00		0.00000	0.00000	0.00	0.00%
	<b>7,636,258</b>			<b>3.18539</b>	<b>1,124,689.95</b>		<b>3.18539</b>	<b>3.18539</b>	<b>1,124,689.95</b>	<b>100.00%</b>



*Jonathan McLean*

I, Jonathan McLean, County Clerk for Monroe County Illinois, do hereby certify this report to be a true and complete copy of the 2023 extension information.

# District Extension Summary


10/14/2024 2:25 pm

TIFD - DUPO INTERCHANGE TIF

Tax Year 2023

Assessed (BoR Eq.)	State Equalized (-1.03000)	Exemptions	Amount	State Category	Net Taxable Value	After EZ & TIF	Other Information	County	District
Land:	0	Owner Occupied:	0	Farm:	14,139	12,024	PTELL:		
Farm Land:	14,139	Elderly:	0	Residential:	0	0	New Property EAV:	0	0
Building:	0	Senior Freeze:	0	Commercial:	0	0	Annexations EAV:	14,139	14,139
Farm Building:	0	Home Improvement:	0	Industrial:	0	0	Disconnection EAV:	0	0
State Assessed:	0	Returning Veteran:	0	Mineral:	0	0	Recovered TIF EAV	0	0
	14,139	Disabled Veteran:	0	Pollution Control:	0	0	Aggregate Extension:	0	0
		Disabled 30% Veteran	0	State Railroad:	0	0	Rate Increase:	0.00000	
		Disabled 50% Veteran	0	Local Railroad:	0	0	TIF Loss EAV:	2,115	
		Disabled 70% Veteran	0		<b>14,139</b>	<b>12,024</b>	EZ EAV Reduction:	0	
Less Exemptions	0	Disabled Person:	0	Overlapping Counties			EZ Tax Reduction:	0.00	
<b>Net Taxable Value</b>	<b>14,139</b>	Leasehold Owner:	0				Industrial Tax Abatement:	0.00	
		Natural Disaster:	0						
		:	0						
		:	0						
		:	0						
		:	0						
		:	0						

Fund	Levy Request	Max Rate	Auto Set To Max	Calculated Rate	Calculated Taxes	PTELL Factor	PTELL Rate	Final Rate (w/overrides)	Final Taxes	% of Total
001 Corporate	0	0.00000		0.00000	133.00			0.00000	133.00	0.000%
	<b>0</b>			<b>0.00000</b>	<b>133.00</b>			<b>0.00000</b>	<b>133.00</b>	<b>0.000%</b>



*Jonathan McLean*

I, Jonathan McLean, County Clerk for Monroe County Illinois, do hereby certify this report to be a true and complete copy of the 2023 extension information.

# District Extension Summary


10/14/2024 2:25 pm

TIFM - MAIN STREET ABBEY TIF

Tax Year 2023

Assessed (BoR Eq.)	State Equalized (1.03000)	Exemptions	Amount	State Category	Net Taxable Value	After EZ & TIF	Other Information	County	District
Land: 188,970	194,582	Owner Occupied:	0	Farm:	0	0	PTELL:		
Farm Land: 0	0	Elderly:	0	Residential:	0	0	New Property EAV:	0	0
Building: 388,550	400,090	Senior Freeze:	0	Commercial:	594,672	2	Annexations EAV:	0	0
Farm Building: 0	0	Home Improvement:	0	Industrial:	0	0	Disconnection EAV:	0	0
State Assessed: 577,520	594,672	Returning Veteran:	0	Mineral:	0	0	Recovered TIF EAV:	0	0
		Disabled Veteran:	0	Pollution Control:	0	0	Aggregate Extension:	0	0
		Disabled 30% Veteran:	0	State Railroad:	0	0	Rate Increase:	0.00000	
		Disabled 50% Veteran:	0	Local Railroad:	0	0	TIF Loss EAV:	594,670	
		Disabled 70% Veteran:	0	Overlapping Counties	594,672	2	EZ EAV Reduction:	0	
Less Exemptions	0	Disabled Person:	0				EZ Tax Reduction:	0.00	
<b>Net Taxable Value</b>	<b>594,672</b>	Leasehold Owner:	0				Industrial Tax Abatement:	0.00	
		Natural Disaster:	0						
		:	0						
		:	0						
		:	0						
		:	0						
		:	0						

Fund	Levy Request	Max Rate	Auto Set To Max	Calculated Rate	Calculated Taxes	PTELL Factor	PTELL Rate	Final Rate (w/overrides)	Final Taxes	% of Total
001 Corporate	0	0.00000		0.00000	35,331.44			0.00000	35,331.44	0.00%
	0			0.00000	35,331.44			0.00000	35,331.44	0.00%



*Jonathan McLean*

I, Jonathan McLean, County Clerk for Monroe County Illinois, do hereby certify this report to be a true and complete copy of the 2023 extension information.

# District Extension Summary


10/14/2024 2:25 pm

TIFR - ROCK CITY TIF

Tax Year 2023

Assessed (BoR Eq.)	State Equalized (1.03000)	Exemptions	Amount	State Category	Net Taxable Value	After EZ & TIF	Other Information	County	District
Land:	0	Owner Occupied:	0	Farm:	0	0	PTELL:		
Farm Land:	0	Elderly:	0	Residential:	0	0	New Property EAV:	0	0
Building:	6,994,840	Senior Freeze:	7,202,587	Commercial:	7,202,587	3	Annexations EAV:	0	0
Farm Building:	0	Home Improvement:	0	Industrial:	0	0	Disconnection EAV:	0	0
State Assessed:	0	Returning Veteran:	0	Mineral:	0	0	Recovered TIF EAV	0	0
	6,994,840	Disabled Veteran:	7,202,587	Pollution Control:	0	0	Aggregate Extension:	0	
		Disabled 30% Veteran		State Railroad:	0	0	Rate Increase:	0.00000	
		Disabled 50% Veteran		Local Railroad:	0	0	TIF Loss EAV:	7,202,584	
		Disabled 70% Veteran		Overlapping Counties	7,202,587	3	EZ EAV Reduction:	0	
Less Exemptions	0	Disabled Person:	0				EZ Tax Reduction:	0.00	
<b>Net Taxable Value</b>	<b>7,202,587</b>	Leasehold Owner:					Industrial Tax Abatement:	0.00	
		Natural Disaster:							
		:							
		:							
		:							
		:							

Fund	Levy Request	Max Rate	Auto Set To Max	Calculated Rate	Calculated Taxes	PTELL Factor	PTELL Rate	(w/overrides) Final Rate	Final Taxes	% of Total
001 Corporate	0	0.00000		0.00000	434,249.59			0.00000	434,249.59	0.000%
	<b>0</b>			<b>0.00000</b>	<b>434,249.59</b>			<b>0.00000</b>	<b>434,249.59</b>	<b>0.000%</b>



*Jonathan McLean*

I, Jonathan McLean, County Clerk for Monroe County Illinois, do hereby certify this report to be a true and complete copy of the 2023 extension information.




10/14/2024 2:25 pm

V001 - CITY OF WATERLOO

Tax Year 2023

Assessed (BoR Eq.)	State Equalized (-1.03000)	Exemptions	Amount	State Category	Net Taxable Value	After EZ & TIF	Other Information	County	District
Land:	73,984,700	Owner Occupied:	20,276,219	Farm:	1,256,968	1,256,968	PTELL:		
Farm Land:	549,834	Elderly:	5,658,878	Residential:	281,795,932	281,795,932	New Property EAV:	7,971,312	7,971,312
Building:	293,261,295	Senior Freeze:	6,336,737	Commercial:	53,835,356	53,835,356	Annexations EAV:	0	0
Farm Building:	82,420	Home Improvement:	169,390	Industrial:	535,661	535,661	Disconnection EAV:	0	0
State Assessed:	0	Returning Veteran:	0	Mineral:	0	0	Recovered TIF EAV	0	0
	367,878,249	Disabled Veteran:	0	Pollution Control:	0	0	Aggregate Extension:	1,600,700	
Less Assessments < 150	-1,449	Disabled 30% Veteran	37,288	State Railroad:	0	0	Rate Increase:	0.00000	
	367,876,800	Disabled 50% Veteran	45,877	Local Railroad:	0	0	TIF Loss EAV:	0	
	378,784,047	Disabled 70% Veteran	8,693,741	Overlapping Counties	337,423,917	337,423,917	EZ EAV Reduction:	0	
Less Exemptions	-41,360,130	Disabled Person:	142,000				EZ Tax Reduction:	0.00	
<b>Net Taxable Value</b>	<b>337,423,917</b>	Leasehold Owner:	0				Industrial Tax Abatement:	0.00	
		Natural Disaster:	0						
		:	0						
		:	0						
		:	0						
		:	0						
		:	0						
		:	0						
			<b>41,360,130</b>						

Fund	Levy Request	Max Rate	Auto Set To Max	Calculated Rate	Calculated Taxes	PTELL Factor	PTELL Rate	Final Rate (w/overrides)	Final Taxes	% of Total
001 Corporate	85,000	0.33300		0.02520	85,030.81			0.02520	85,030.81	4.95%
005 Infr	60,000	0.00000		0.01779	60,027.71			0.01779	60,027.71	3.50%
015 Police Pension	775,000	0.00000		0.22969	775,028.96			0.22969	775,028.96	45.16%
016 Library	477,000	0.15000		0.14137	477,016.17			0.14137	477,016.17	27.79%
038 Library / Special	63,600	0.02000		0.01885	63,604.41			0.01885	63,604.41	3.71%
040 Road	50,000	0.10150		0.01482	50,006.22			0.01482	50,006.22	2.91%
044 Band	30,000	0.05000		0.00890	30,030.73			0.00890	30,030.73	1.75%
047 Social Security	173,600	0.00000		0.05145	173,604.60			0.05145	173,604.60	10.11%
209 Prior Year Adjustment (Sb508)	1,989	0.00000		0.00059	1,990.80			0.00059	1,990.80	0.12%
	<b>1,716,189</b>			<b>0.50866</b>	<b>1,716,340.41</b>			<b>0.50866</b>	<b>1,716,340.41</b>	<b>100.00%</b>



*Jonathan McLean*

I, Jonathan McLean, County Clerk for Monroe County Illinois, do hereby certify this report to be a true and complete copy of the 2023 extension information.


10/14/2024 2:25 pm

V002 - CITY OF COLUMBIA

Tax Year 2023

Assessed (BoR Eq.)	State Equalized (-1.03000)	Exemptions	Amount	State Category	Net Taxable Value	After EZ & TIF	Other Information	County	District
Land:	90,257,900	Owner Occupied:	20,402,170	Farm:	1,094,464	1,094,464	PTELL:		
Farm Land:	621,089	Elderly:	5,047,193	Residential:	323,637,024	323,637,024	New Property EAV:	4,011,177	4,011,177
Building:	325,890,550	Senior Freeze:	6,058,469	Commercial:	57,307,475	56,712,805	Annexations EAV:	0	0
Farm Building:	65,710	Home Improvement:	198,980	Industrial:	6,988,994	6,988,994	Disconnection EAV:	0	0
State Assessed:	428,646	Returning Veteran:	5,000	Mineral:	0	0	Recovered TIF EAV	0	0
	417,263,895	Disabled Veteran:	0	Pollution Control:	0	0	Aggregate Extension:	0	0
Less Assessments < 150	-1,903	Disabled 30% Veteran	11,048	State Railroad:	428,646	428,646	Rate Increase:	0.00000	
	417,261,992	Disabled 50% Veteran	60,000	Local Railroad:	0	0	TIF Loss EAV:	594,670	
	417,261,992	Disabled 70% Veteran	8,282,089				EZ EAV Reduction:	0	
Less Exemptions	-40,164,949	Disabled Person:	100,000	Overlapping Counties	<b>389,456,603</b>	<b>388,861,933</b>	EZ Tax Reduction:	0.00	
<b>Net Taxable Value</b>	<b>389,456,603</b>	Leasehold Owner:	0	St. Clair (Actual)		8,062,950	Industrial Tax Abatement:	0.00	
		Natural Disaster:	0			<b>396,924,883</b>			
		:	0						
		:	0						
		:	0						
		:	0						
		:	0						
		:	0						
			<b>40,164,949</b>						

Fund	Levy Request	Max Rate	Auto Set To Max	Calculated Rate	Calculated Taxes	PTELL Factor	PTELL Rate	(w/overrides) Final Rate	Final Taxes	% of Total
001 Corporate	1,121,765	0.33600		0.28262	1,099,001.58			0.28262	1,099,001.58	35.34%
003 Bonds And Interest	0	0.00000		0.00000	0.00			0.00000	0.00	0.00%
005 Imrf	143,309	0.00000		0.03611	140,418.04			0.03611	140,418.04	4.52%
012 Fire Protection	0	0.00000		0.00000	0.00			0.00000	0.00	0.00%
015 Police Pension	563,626	0.00000		0.14200	552,183.94			0.14200	552,183.94	17.76%
016 Library	445,421	0.15000		0.11222	436,380.86			0.11222	436,380.86	14.03%
025 Refuse Collection	107,968	0.20000		0.02721	105,809.33			0.02721	105,809.33	3.40%
035 Tort And Immunity	143,152	0.00000		0.03607	140,262.50			0.03607	140,262.50	4.51%
038 Library / Special	54,614	0.02000		0.01376	53,507.40			0.01376	53,507.40	1.72%
040 Road	309,266	0.10130		0.07792	303,001.22			0.07792	303,001.22	9.74%
047 Social Security	230,632	0.00000		0.05811	225,967.67			0.05811	225,967.67	7.27%
143 Medicare	54,465	0.00000		0.01373	53,390.74			0.01373	53,390.74	1.72%
	<b>3,174,218</b>			<b>0.79975</b>	<b>3,109,923.28</b>			<b>0.79975</b>	<b>3,109,923.28</b>	<b>100.00%</b>



*Jonathan McLean*

I, Jonathan McLean, County Clerk for Monroe County Illinois, do hereby certify this report to be a true and complete copy of the 2023 extension information.


10/14/2024 2:25 pm

V003 - VILLAGE OF VALMEYER

Tax Year 2023

Assessed (BoR Eq.)	State Equalized (-1.03000)	Exemptions	Amount	State Category	Net Taxable Value	After EZ & TIF	Other Information	County	District
Land: 4,375,640	4,505,605	Owner Occupied:	2,209,036	Farm:	173,372	173,372	PTELL:		
Farm Land: 164,254	164,254	Elderly:	460,000	Residential:	23,305,905	23,305,905	New Property EAV:	114,415	114,415
Building: 31,110,300	32,034,270	Senior Freeze:	508,345	Commercial:	8,739,466	1,536,882	Annexations EAV:	0	0
Farm Building: 5,070	5,070	Home Improvement:	3,150	Industrial:	993,742	993,742	Disconnection EAV:	0	0
State Assessed: 776,374	776,374	Returning Veteran:	0	Mineral:	0	0	Recovered TIF EAV	0	0
		Disabled Veteran:	0	Pollution Control:	0	0	Aggregate Extension:	0	0
Less Assessments < 150	-337	Disabled 30% Veteran	0	State Railroad:	776,374	776,374	Rate Increase:	0.00000	
		Disabled 50% Veteran	20,000	Local Railroad:	0	0	TIF Loss EAV:	7,202,584	
		Disabled 70% Veteran	269,903				EZ EAV Reduction:	0	
Less Exemptions	-3,496,377	Disabled Person:	25,943	Overlapping Counties			EZ Tax Reduction:	0.00	
<b>Net Taxable Value</b>	<b>33,988,859</b>	Leasehold Owner:	0		<b>33,988,859</b>	<b>26,786,275</b>	Industrial Tax Abatement:	0.00	
		Natural Disaster:	0						
		:	0						
		:	0						
		:	0						
		:	0						
		:	0						
		:	0						
			<b>3,496,377</b>						

Fund	Levy Request	Max Rate	Auto Set To Max	Calculated Rate	Calculated Taxes	PTELL Factor	PTELL Rate	(w/overrides) Final Rate	Final Taxes	% of Total
001 Corporate	33,404	0.33300		0.12471	33,405.18			0.12471	33,405.18	27.51%
003 Bonds And Interest	56,550	0.00000		0.21112	56,551.23			0.21112	56,551.23	46.57%
025 Refuse Collection	15,424	0.20000		0.05759	15,426.23			0.05759	15,426.23	12.70%
035 Tort And Immunity	6,944	0.00000		0.02593	6,945.69			0.02593	6,945.69	5.72%
040 Road	9,101	0.10150		0.03398	9,101.98			0.03398	9,101.98	7.50%
	<b>121,423</b>			<b>0.45333</b>	<b>121,430.31</b>			<b>0.45333</b>	<b>121,430.31</b>	<b>100.00%</b>



*Jonathan McLean*

I, Jonathan McLean, County Clerk for Monroe County Illinois, do hereby certify this report to be a true and complete copy of the 2023 extension information.

# District Extension Summary


V004 - VILLAGE OF HECKER

10/14/2024 2:25 pm

Tax Year 2023

Assessed (BoR Eq.)	State Equalized (-1.03000)	Exemptions	Amount	State Category	Net Taxable Value	After EZ & TIF	Other Information	County	District
Land: 1,662,160	1,711,560	Owner Occupied:	930,000	Farm:	15,573	15,573	PTELL:		
Farm Land: 15,759	15,759	Elderly:	305,000	Residential:	8,522,252	8,522,252	New Property EAV:	15,003	15,003
Building: 9,742,630	10,031,991	Senior Freeze:	623,493	Commercial:	1,057,983	1,057,983	Annexations EAV:	372,226	372,226
Farm Building: 0	0	Home Improvement:	11,550	Industrial:	69,052	69,052	Disconnection EAV:	0	0
State Assessed: 0	0	Returning Veteran:	0	Mineral:	0	0	Recovered TIF EAV:	0	0
	11,420,549	Disabled Veteran:	0	Pollution Control:	0	0	Aggregate Extension:	0	0
Less Assessments < 150	-196	Disabled 30% Veteran	7,500	State Railroad:	0	0	Rate Increase:	0.00000	
	11,420,353	Disabled 50% Veteran	0	Local Railroad:	0	0	TIF Loss EAV:	0	
Less Exemptions	-2,094,254	Disabled 70% Veteran	202,711	Overlapping Counties	9,664,860	9,664,860	EZ EAV Reduction:	0	
<b>Net Taxable Value</b>	<b>9,664,860</b>	Disabled Person:	14,000	St. Clair (Actual)	13,627	13,627	EZ Tax Reduction:	0.00	
		Leasehold Owner:	0				Industrial Tax Abatement:	0.00	
		Natural Disaster:	0						
		:	0						
		:	0						
		:	0						
		:	0						
			<b>2,094,254</b>						

Fund	Levy Request	Max Rate	Auto Set To Max	Calculated Rate	Calculated Taxes	PTELL Factor	PTELL Rate	(w/overrides) Final Rate	Final Taxes	% of Total
001 Corporate	20,858	0.32400		0.21551	20,828.72			0.21551	20,828.72	47.26%
027 Audit	4,532	0.00000		0.04683	4,526.05			0.04683	4,526.05	10.27%
035 Tort And Immunity	11,845	0.00000		0.12239	11,828.81			0.12239	11,828.81	26.84%
040 Road	3,708	0.06000		0.03832	3,703.57			0.03832	3,703.57	8.40%
041 Street Lighting	2,575	0.05000		0.02661	2,571.82			0.02661	2,571.82	5.83%
046 Emergency Services	618	0.05000		0.00639	617.58			0.00639	617.58	1.40%
047 Social Security	0	0.00000		0.00000	0.00			0.00000	0.00	0.00%
	<b>44,136</b>			<b>0.45605</b>	<b>44,076.55</b>			<b>0.45605</b>	<b>44,076.55</b>	<b>100.00%</b>



*Jonathan McLean*

I, Jonathan McLean, County Clerk for Monroe County Illinois, do hereby certify this report to be a true and complete copy of the 2023 extension information.


10/14/2024 2:25 pm

V005 - VILLAGE OF MAEYSTOWN

Tax Year 2023

Assessed (BoR Eq.)	State Equalized (-1.03000)	Exemptions Amount	State Category	Net Taxable Value	After EZ & TIF	Other Information	County	District
Land: 805,220	829,126	Owner Occupied: 276,000	Farm:	61,191	61,191	PTELL:		
Farm Land: 1,347	1,347	Elderly: 70,000	Residential:	4,031,530	4,031,530	New Property EAV:	474	474
Building: 3,821,140	3,934,629	Senior Freeze: 69,222	Commercial:	54,028	54,028	Annexations EAV:	0	0
Farm Building: 0	0	Home Improvement: 2,880	Industrial:	18,246	18,246	Disconnection EAV:	0	0
State Assessed: 4,627,707	4,765,102	Returning Veteran: 0	Mineral:	0	0	Recovered TIF EAV:	0	0
	-251	Disabled Veteran: 0	Pollution Control:	0	0	Aggregate Extension:	17,979	
Less Assessments < 150: 4,627,456	4,764,845	Disabled 30% Veteran: 2,500	State Railroad:	0	0	Rate Increase:	0.00000	
		Disabled 50% Veteran: 0	Local Railroad:	0	0	TIF Loss EAV:	0	
		Disabled 70% Veteran: 177,248	Overlapping Counties	4,164,995	4,164,995	EZ EAV Reduction:	0	
Less Exemptions: -599,850	-599,850	Disabled Person: 2,000				EZ Tax Reduction:	0.00	
<b>Net Taxable Value</b>	<b>4,164,995</b>	Leasehold Owner: 0				Industrial Tax Abatement:	0.00	
		Natural Disaster: 0						
		:						
		:						
		:						
		:						
		<b>599,850</b>						

Fund	Levy Request	Max Rate	Auto Set To Max	Calculated Rate	Calculated Taxes	PTELL Factor	PTELL Rate	(w/overrides) Final Rate	Final Taxes	% of Total
001 Corporate	13,748	0.33300		0.33009	13,748.23	0.72552	0.23949	0.23949	9,974.74	52.83%
027 Audit	2,752	0.00000		0.06608	2,752.23	0.72552	0.04794	0.04794	1,996.70	10.58%
035 Tort And Immunity	4,524	0.00000		0.10862	4,524.02	0.72552	0.07881	0.07881	3,282.43	17.39%
040 Road	2,560	0.06000		0.06000	2,499.00	0.72552	0.04353	0.04353	1,813.02	9.60%
041 Street Lighting	2,560	0.06000		0.06000	2,499.00	0.72552	0.04353	0.04353	1,813.02	9.60%
209 Prior Year Adjustment (Sb508)	0	0.00000		0.00000	0.00			0.00000	0.00	0.00%
	<b>26,144</b>			<b>0.62479</b>	<b>26,022.47</b>		<b>0.45330</b>	<b>0.45330</b>	<b>18,879.91</b>	<b>100.00%</b>



*Jonathan McLean*

I, Jonathan McLean, County Clerk for Monroe County Illinois, do hereby certify this report to be a true and complete copy of the 2023 extension information.



# District Extension Summary


10/14/2024 2:25 pm

V006 - VILLAGE OF FULTS

Tax Year 2023

Assessed (BoR Eq.)	State Equalized (-1.03000)	Exemptions	Amount	State Category	Net Taxable Value	After EZ & TIF	Other Information	County	District
Land: 7,380	7,598	Owner Occupied:	60,000	Farm:	0	0	PTELL:		
Farm Land: 0	0	Elderly:	24,297	Residential:	174,935	174,935	New Property EAV:	0	0
Building: 276,060	284,259	Senior Freeze:	4,507	Commercial:	0	0	Annexations EAV:	0	0
Farm Building: 0	0	Home Improvement:	0	Industrial:	12,243	12,243	Disconnection EAV:	0	0
State Assessed: 238,380	238,380	Returning Veteran:	0	Mineral:	0	0	Recovered TIF EAV	0	0
	521,820	Disabled Veteran:	0	Pollution Control:	0	0	Aggregate Extension:	1,766	
Less Assessments < 150	-120	Disabled 30% Veteran	0	State Railroad:	238,380	238,380	Rate Increase:	0.00000	
	521,700	Disabled 50% Veteran	0	Local Railroad:	0	0	TIF Loss EAV:	0	
Less Exemptions	-104,555	Disabled 70% Veteran	15,751	Overlapping Counties	425,558	425,558	EZ EAV Reduction:	0	
	425,558	Disabled Person:	0				EZ Tax Reduction:	0.00	
<b>Net Taxable Value</b>	<b>425,558</b>	Leasehold Owner:	0				Industrial Tax Abatement:	0.00	
		Natural Disaster:	0						
		:	0						
		:	0						
		:	0						
		:	0						
		:	0						
			<b>104,555</b>						

Fund	Levy Request	Max Rate	Auto Set To Max	Calculated Rate	Calculated Taxes	PTELL Factor	PTELL Rate	(w/overrides) Final Rate	Final Taxes	% of Total
001 Corporate	8,425	0.33300		0.33300	1,417.11	0.80710	0.26876	0.26876	1,143.72	61.68%
025 Refuse Collection	625	0.20000		0.14687	625.02	0.80710	0.11854	0.11854	504.46	27.20%
040 Road	470	0.06000		0.06000	255.33	0.80710	0.04843	0.04843	206.10	11.11%
046 Emergency Services	0	0.05000		0.00000	0.00	0.80710	0.00000	0.00000	0.00	0.00%
209 Prior Year Adjustment (Sb508)	0	0.00000		0.00000	0.00			0.00000	0.00	0.00%
	<b>9,520</b>			<b>0.53987</b>	<b>2,297.46</b>		<b>0.43573</b>	<b>0.43573</b>	<b>1,854.28</b>	<b>100.00%</b>



*Jonathan McLean*

I, Jonathan McLean, County Clerk for Monroe County Illinois, do hereby certify this report to be a true and complete copy of the 2023 extension information.



# District Extension Summary


V007 - VILLAGE OF DUJO

10/14/2024 2:25 pm

Tax Year 2023

Assessed (BoR Eq.)	State Equalized (1.03000)	Exemptions	Amount	State Category	Net Taxable Value	After EZ & TIF	Other Information	County	District
Land:	0	Owner Occupied:	0	Farm:	90,055	87,940	PTELL:		
Farm Land:	79,635	Elderly:	0	Residential:	0	0	New Property EAV:	0	10,739
Building:	0	Senior Freeze:	0	Commercial:	0	0	Annexations EAV:	0	0
Farm Building:	10,420	Home Improvement:	0	Industrial:	0	0	Disconnection EAV:	0	0
State Assessed:	90,055	Returning Veteran:	0	Mineral:	0	0	Recovered TIF EAV:	0	0
		Disabled Veteran:	0	Pollution Control:	0	0	Aggregate Extension:	0	
		Disabled 30% Veteran	0	State Railroad:	0	0	Rate Increase:	0.00000	
		Disabled 50% Veteran	0	Local Railroad:	0	0	TIF Loss EAV:	2,115	
		Disabled 70% Veteran	0		<b>90,055</b>	<b>87,940</b>	EZ EAV Reduction:	0	
Less Exemptions	0	Disabled Person:	0	Overlapping Counties			EZ Tax Reduction:	0.00	
<b>Net Taxable Value</b>	<b>90,055</b>	Leasehold Owner:	0	St. Clair (Actual)		55,762,764	Industrial Tax Abatement:	0.00	
		Natural Disaster:	0			<b>55,850,704</b>			
		:	0						
		:	0						
		:	0						
		:	0						
		:	0						

Fund	Levy Request	Max Rate	Auto Set To Max	Calculated Rate	Calculated Taxes	PTELL Factor	PTELL Rate	(w/overrides) Final Rate	Final Taxes	% of Total
001 Corporate	137,500	0.25000		0.24620	216.52			0.24620	216.52	37.36%
005 Inmrf	68,000	0.00000		0.12176	107.07			0.12176	107.07	18.48%
014 Police Protection	82,500	0.15000		0.14772	129.90			0.14772	129.90	22.42%
047 Social Security	80,000	0.00000		0.14324	125.96			0.14324	125.96	21.74%
	<b>368,000</b>			<b>0.65892</b>	<b>579.45</b>			<b>0.65892</b>	<b>579.45</b>	<b>100.00%</b>



*Jonathan McLean*

I, Jonathan McLean, County Clerk for Monroe County Illinois, do hereby certify this report to be a true and complete copy of the 2023 extension information.